

University
of
Maryland
COLLEGE PARK CAMPUS



1984-85 Maryland Basketball Schedule

Date	Day	Opponent	Site	Time
Nov.	12 Mon.	Athletes in Action	College Park, MD	8:00
	* 23-25 Fri.	Great Alaskan Shootout	Anchorage, AK	6:40 (AST)
		Sat. (Alabama-Birmingham),		
		Sun. Illinois, Tennessee,		
		Oregon, Idaho State		
		Kansas, Maryland, Alaska		
Dec.	1 Sat.	West Virginia	College Park, MD	8:00
	5 Wed.	Cleveland State	College Park, MD	8:00
	8 Sat.	Alabama (Tuscaloosa)	Birmingham, AL	7:30 (CST)
	11 Tues.	Ohio State	College Park, MD	8:00
	13 Thurs.	U.M.E.S.	College Park, MD	8:00
	22 Sat.	Loyola (Baltimore)	Baltimore, MD	8:00
	25-28 Tu.-Fri.	The Rainbow Classic	Honolulu, HI	
	# 25 Tues.	Maryland vs Iowa		6:40 (HST)
		Hawaii vs Cornell		8:40 (HST)
	26 Wed.	Washington vs Iowa State		6:40 (HST)
		Arkansas vs Georgia Tech		8:40 (HST)
	27 Thurs.	Four Second Round		TBA
		Games		
	28 Fri.	Four Games, with Cham-		
		pionship Final Game		8:40 (HST)
Jan.	2 Wed.	N.C. State	College Park, MD	9:00
	5 Sat.	Dayton	Dayton, OH	8:00
	9 Wed.	North Carolina	Chapel Hill, NC	8:00
	14 Mon.	Duke	College Park, MD	8:00
	16 Wed.	Clemson	College Park, MD	8:00
	19 Sat.	Nevada Las Vegas	Las Vegas, NV	3:00 (PST)
	21 Mon.	Holy Cross	College Park, MD	8:00
	26 Sat.	Notre Dame	College Park, MD	1:00
	27 Sun.	Villanova	College Park, MD	2:30
	30 Wed.	Virginia	College Park, MD	8:00
Feb.	2 Sat.	Georgia Tech	College Park, MD	1:30
	4 Mon.	Old Dominion	College Park, MD	8:00
	6 Wed.	Wake Forest	Winston-Salem, NC	7:30
	9 Sat.	Duke	Durham, NC	1:30
	13 Wed.	North Carolina	College Park, MD	9:00
	17 Sun.	Clemson	Clemson, SC	1:30
	19 Tues.	Georgia Tech	Atlanta, GA	9:00
	21 Thurs.	Towson State	College Park, MD	8:00
	24 Sun.	Wake Forest	College Park, MD	1:30
	27 Wed.	N.C. State	Raleigh, NC	7:30
Mar.	3 Sun.	Virginia	Charlottesville, VA	1:30
	8-10	ACC Tournament	Atlanta, GA	
		Fri.-Sun.		

* Maryland will open the season playing KANSAS in the opening game of the GREAT ALASKAN SHOOTOUT, November 23, 4:00 PM, Alaska Time, 8:00 PM, EST.

Maryland will play IOWA in the first game of the RAINBOW CLASSIC, Christmas Day, at 6:40 Hawaiian Time, 11:40, EST.

Maryland At A Glance

Location
College Park, MD 20740

Athletic Dept.
Cole Field House

President
Dr. John S. Toll

Chancellor
Dr. John Slaughter

Enrollment
29,510 Full Time
Undergraduates

Athletic Director
Richard M. "Dick" Dull

**Faculty Chairman —
Athletics**
Dr. Charles Taff

Conference
Atlantic Coast

Basketball Arena
Cole Field House — 14,500

Nickname
Terrapins, Terps

Colors
Red, White, Black & Gold

Team Physician
Dr. Stanford A. Lavine

Head Basketball Coach
Charles "Lefty" Driesell

Head Trainer
J. J. Bush

Basketball Trainer
Miko Bernardo

**Sports Information
Director**
Jack Zane

Sports Promotion Director
Alex Isherwood

**Office Telephones
Director of Athletics**
(301) 454-4705

Basketball Office
(301) 454-2126

Athletic Ticket Office
(301) 454-2121

Sports Information Office
(301) 454-2123

Sports Promotion Office
(301) 454-4687

The Terps on ACC Television



Day	Date	Opponent	Time (EST)
Wed.	Jan. 2	North Carolina State at Cole	9:00 P.M.
Wed.	9	at North Carolina	8:00 P.M.
Sat.	Feb. 2	Georgia Tech at Cole	3:30 P.M.
Sat.	9	at Duke	3:00 P.M.
Wed.	13	North Carolina at Cole	9:00 P.M.
Sun.	17	at Clemson	1:30 P.M.
Tue.	19	at Georgia Tech	9:00 P.M.
Sun.	24	Wake Forest at Cole	1:30 P.M.
Sun.	Mar. 3	at Virginia	1:30 P.M.
Fri.	8	ACC Tournament at Atlanta, Ga.	12 and 4:30 P.M. 7 and 11:00 P.M.
	9	ACC Tournament at Atlanta, Ga.	1:30 and 6:00 P.M.
	10	ACC Championship Game at Atlanta, Ga.	1:00 P.M.

The ACC Basketball Telecasts are presented by the RAYCOM/JEFFERSON Productions, Charlotte, NC.

ON NBC-TV NETWORK

Sat.	Jan. 19	at Nevada Las Vegas	3:00 P.M.
Sun.	27	Villanova at Cole	2:00 P.M.

SPORTS INFORMATION OFFICES: The Sports Information Offices are located in Cole Field House in the far right hand corner of the building, room 1145.

MAILING ADDRESS: The mailing address for the Maryland Office of Sports Information is:

Sports Information Office
University of Maryland
P.O. Box 295
College Park, Maryland 20740

The University of Maryland actively subscribes to a policy of equal educational and employment opportunity. The University of Maryland is required by Title IX of the Educational Amendments of 1972 not to discriminate on the basis of sex in admission, treatment of students, or employment.

MARYLAND BASKETBALL: Printed by University of Maryland Printing Department.

Color separations by Sun Crown.

Photo's provided by Larry Crouse, University Photos; Matt Wascavage, The Diamondback; Brian Lewis; Greensboro, NC, Daily News.

Cover by Larry Crouse, University Photos.

Contents

Athletic Director	
Dick Dull	2
The Staff	
Head Coach	
Lefty Driesell	3-5
Assistant Coaches	6
Basketball Staff	26
Cole Field House	71
The Players	9-24
Records	44-46; 54-56
All-Time Scores	57-61
Awards	50-52
Opponents Information	30-40
Administration	
President Toll	65
Chancellor Slaughter	65
Athletic Dept. Staff	66-69
Voice of the Terps,	
Ron Menchine	70
Radio Network	70
Hotel Directory	70
Lefty's All-Americans and Pros	79-80
Terrapin Notes	81-82
Driesell Era in College Park	47-49
Terp Olympians	71
Roster — Team Picture	7
Results, 1982-83	27-29
Media Information	83
High School Coaches	25

Richard Michael "Dick" Dull *Director of Athletics*



Dick Dull is the chief administrator of an extremely successful Department of Intercollegiate Athletics. In his three years as the Director of Athletics the department has not only been successful in intercollegiate competition but has been financially stable operating in the black all three years.

Dull spent his first Christmas as Director of Athletics searching the nation for a Head Football Coach. His second Christmas on the job was spent in Hawaii as Bobby Ross took the Terps to the initial Aloha Bowl for a Christmas Day game against Washington. He was able to relax while celebrating the third as he had just returned with Ross and the football team from the Florida Citrus Bowl.

He has the responsibility for a self supporting department of the University with a six million dollar budget. In addition to supporting 22 varsity teams the department is responsible for the operation and maintenance of an 18 hole golf course and driving range. Other facilities the department is responsible for include Cole Field House, Byrd Stadium, Shipley Field, two football practice fields and an artificial turf all-purpose practice field. In addition there are facilities for Intercollegiate Soccer and Lacrosse, Women's Field Hockey and Lacrosse and Tennis courts for men and women. The department has over 90 employees.

In 1983-84 the Terrapins won the ACC Championship in both football and basketball and the basketball team landed a berth in the NCAA Championships for the second consecutive year. The women's basketball team made their third consecutive trip to the NCAA Championships and the women's lacrosse team played in the National Championship game.

While looking ahead to another successful year in 1984-85 Dull has resisted attempts by several major universities to lure him from College Park. At 39 he has become recognized as one of the top administrators in intercollegiate athletics.

Dull assumed the duties of Director of Athletics on August 1, 1981. He was appointed by the Board of Regents on June 19, 1981.

He was well qualified for the position taking over a department that he had worked his way through, beginning as a student athlete in 1964.

Despite rising prices, especially in the areas of equipment, medical care, insurance, travel and scholarships and competition for the entertainment dollar, he has maintained financial solvency.

The outlook for 1983-84 is bright. An aggressive promotional program, successful fund raising program, successful recruiting ventures and exciting competition against the best teams available all contribute to expectations for another year of national rankings and a balanced budget.

Since joining the Maryland Athletic Department Dull's duties have encompassed everything from coaching on the field to scheduling, supervision and administration of all non-revenue sports, serving as liaison with the Office of Financial Aid, supervision and administration of the Business Office of Intercollegiate Athletics and he re-organized the former Department of Women's Intercollegiate Athletics into the Office of Non-Revenue Sports.

Since taking over as Athletic Director he has re-organized the promotions department and initiated new Athletic Department publications designed to whet the appetite of sports fans and athletes interested in Maryland athletics.

He initially came to Maryland as a student-athlete from Biglerville High in Pennsylvania. He received his Bachelor of Arts as a Political Science major in 1967 and then moved on to the Maryland School of Law.

He received his Doctor of Laws in 1971 and the experience gained as an Attorney at Law for four years contributed to his success and perseverance throughout the past three years.

As an undergraduate he was a champion javelin thrower for the Maryland Track and Field team. His best competitive throw was 251 feet.

He was Pennsylvania High School Champion in 1961, the Pennsylvania Jaycee State Champion in 1963 and the PIAA State runner-up in 1963. In 1965 he was the National Junior AAU Champion.

Among his many titles won while at Maryland are ACC Champion, Penn Relay Champion, and ACC-SEC Champion. He also placed eighth in the National AAU Championships and the NCAA Championships.

As a javelin coach he produced two ACC Champions and an All-American, while also handling the academic affairs and administration of the Track team.

His Bar memberships include the Court of Appeals of Maryland and the Federal Court for District of Maryland.

He served from June 1971 to June 1973 as Attorney at Law. Legal Aid Bureau in Baltimore, Maryland and from June 1973 to January 1975 as Attorney at law with the University of Southern California, National Senior Citizens Law Center. While with USC he served for a period as the Acting Director of the Washington office.

His hobbies include photography, fishing and motor sports. He was born on July 1, 1945.

CHARLES G. "LEFTY" DRIESELL



"He finally won it and no one deserves it more than my Dad," exclaimed 23-year-old Pam Driesell after her Father had won his first ACC championship trophy after 15 tournament tries for it.

Five times he coached teams to the ACC championship game. Five times he lost — by 9 points, then 2, 3, 1 and 1 again. No coach in conference history had ever been left at the altar so many times. One of his defeats, a 103-100 overtime loss to national champion bound North Carolina State, even became known as the greatest ACC game ever played.

**Sunday, March 10, 1984, Greensboro Coliseum,
Greensboro, NC
ACC CHAMPIONSHIP
MARYLAND — 74 DUKE — 62 — "AMEN!"**

With the ACC Championship trophy proudly displayed in his office and another top 10 national ranking etched in the record books, Driesell enters a milestone of sorts as he entertains his silver anniversary 25th year as a college coach this season, 15 at Maryland and 9 at Davidson. The

"shootout" for his quest of a second straight ACC title and seventh NCAA participation with the Terps begins as Maryland opens the season in the Great Alaskan Shoot-out tournament in Anchorage, Alaska, November 23-25, drawing Kansas for the opening game.

Driesell, this season, could realize another monumental coaching milestone. If and when the Terps win a 20th game, it will be his 500th career victory. His 24-year mark reads 480 wins and only 199 losses for a 71% winning margin. This is 20.0 average wins a season. His 15-year total at the Maryland helm is 304 victories and 133 losses, a winning percentage of 70. This is 20.3 average wins a season. With the 1984-85 schedule surely the most ambitious in the 61-year history of Maryland basketball, the Terps will play a minimum 34 games. The 500th win is a goal Lefty and his team will be "shooting" for. His 15-year record indicates it could happen since the Terps have won 20 or more games in 9 of the 15 years.

Going into this season, Driesell remains No. 2 among major-college basketball coaches in winning percentage .710, with his 480-198 24-year record. His fellow ACC coach, North Carolina's Dean Smith is ranked No. 1.

In his 15 years at Maryland, his teams have been invited to play in either the NCAA playoffs or the NIT, 14 of those 15 years. He has been in the NCAA championship tournament nine times with a 12-10 record. His Davidson teams reached the East Regional Championship game twice, 1968 and 1969. The Terrapins played in the 1975 Midwest Regional title game.

Six of nine NCAA tournament losses came to teams who were in the final four. His Terps lost to National Champion Indiana in 1981, and to runner-up Houston in 1983. Louisville (3rd) and Providence (4th) defeated the Terps in 1975 and 1974. His Davidson teams lost to runner-up North Carolina in 1968 and again to the fourth place Tar Heels in 1969 (ironically, a 2-point loss in the Terps' Cole Field House).

The 1984 Terrapins played 21 regular season games against teams selected for post-season play and all seven regular season losses (five in the ACC) came to teams in post-season play.

Maryland had only one nationally ranked team in the history of Maryland basketball (1958), ironically the first and last Terrapin ACC championship until last year. The '58 team won 20 games and was ranked 6th nationally. No other team in the history of Maryland basketball since then had ever won 20 games or was nationally ranked until the Driesell era came to the horizon in 1969. Lefty has had five teams ranked in the final "Top Ten": 8th in 1973; 4th in 1974; 5th in 1975; 8th in 1980; and 10th in 1984. Two teams ranked 11th, 1972 and '76; one ranked 18th, 1981.

At Davidson, he had four teams ranked in the final "Top Ten": 10th, 6th, 8th, and 3rd, and two teams ranked in the final "Top 20": 16th and 18th. Davidson had never had a team that was nationally ranked in the history of the school and has not had a "Top Ten" ranked team since Driesell left there for Maryland, although the year he left (after the 1968-69 season) his team had a won-lost record of 27-3 and was ranked third in the final AP and UPI polls.

Under Driesell, Maryland has a 16-1 record against



International competition. Driesell and the Terps have hosted six National Teams in Cole Field House and have won all six games, including an overtime decision against the Russian National team. In addition, Maryland represented the United States in both the Eighth Intercontinental Cup Games in Mexico in 1974 and the Kirin World Cup Games in Japan in 1980, winning both championships.

Lefty has not had a losing season since his first year as a collegiate coach at Davidson, 1960-61. In the next 23 years, he has had teams ranked in the "Top 20", 14 times, and the "Top 10", nine times.

He took over the Davidson program in 1960 and his first team had the best record in five years. His second team had the first winning season at Davidson in 13 years and his third recorded the first 20 win season in 54 years of competition.

When he arrived in College Park in 1969, the Terps had suffered through three consecutive losing seasons and had only two 20 victory seasons in the history of the school, none in the last 11 years.

In his third year the Terrapins won 27 games and the National Invitational Tournament Championship. His Terps, in 15 years, have recorded nine 20 victory seasons and won 19 in two other years, for the 20.3 average wins per season. His 1972 team played 32 games with a 27-5 record. His 1975 team was 24-5; the 1980 team 24-7, and the 1984 team, 24-8. No Maryland team had played more than 32 games in a season (the 1972 team 27-5) until last year's team. Only the 1980, 1981 teams played 31.

Driesell won his 100th game at Maryland against North Carolina 105-85 in the semi-finals of the 1974 NCAA tournament; his 200th over UMES in the opening game of the 1979-80 season and the 300th over Virginia in the final game of the 1984 regular season with millions watching his big win over NBC-TV national television. Wins 200 and 300 came in Cole Field House where his Terps are 188-38 including 13-2 last year.

His 1979-80 Terrapins were picked to finish 6th in the ACC but finished 1st with an 11-3 regular season conference record and an overall record of 24-7. Driesell was named the ACC Coach of the Year as well as District Coach of the Year. Albert King gained all-America honors and Buck Williams joined the Olympic team. King was named the ACC "Player of the Year" and the ACC Tournament "Most Valuable Player." They then went on to advance to the semi-finals of the NCAA Eastern Regionals. Greg Manning was named an Academic All-American after all-ACC Academic honors for the third consecutive year. Manning also led the ACC in both free throw shooting and field goal percentage, the first and still only time any ACC player has won both titles outright.

Driesell has coached two Rhodes Scholars in Danny Carrell at Davidson and the Terps' Tom McMillen. Both studied at Oxford. He also has developed three Phi Beta Kappas. McMillen was a three time Academic All-American and Manning achieved also, Academic All-American for the Terps.

In addition to Buck Williams' selection to the Olympic team, McMillen and Steve Sheppard were Olympic performers for the Terps.

Seven of Driesell's former Terrapins are now playing in the NBA with Brad Davis in Dallas, Len Elmore in New York, John Lucas, San Antonio, Buck Williams and Albert King, New Jersey Nets, Charles Pittman, Phoenix and McMillen, Washington Bullets. Three were drafted from last year's team: center Ben Coleman, 2nd round, Chicago Bulls; forwards Herman Veal and Mark Fothergill, Phoenix, 6th and 8th rounds.

Born on Christmas Day, 1931, Driesell has also been honored as a basketball player. A three-sport athlete at Granby High School in Norfolk, Va., he was named All-State in 1950 when his team won the Virginia State Championship. He was also named the outstanding player in the state tournament and received a scholarship to Duke.

He began his coaching career as the Junior Varsity Coach at Granby High School after graduating from Duke in 1954. He became Granby's Varsity Coach a year later but quickly advanced to Newport News High where his teams compiled a 57-game winning streak while winning 64 of 70 games. His overall high school record included 97 wins and only 15 losses. He also coached the junior varsity football team to two undefeated seasons.

At Duke, Driesell was a Dean's List student where he received his B.A. degree. He later received his Master's in Education at William and Mary College.

Among the many recognitions he has received, one of the most precious has to be the NCAA "Award of Valor". He became the first coach to receive the award when he helped save the lives of at least ten children and several adults from a townhouse fire near Bethany Beach, Delaware in 1973.

He recently was appointed to serve on the ACC Men's Basketball committee.

Driesell and his wife, Joyce, are the parents of three daughters, Patty, Pam, Carolyn and son Chuck, a senior on this year's Terrapin basketball team.

DRIESELL'S NATIONALLY RANKED TEAMS

1963	A.P. Poll	18th	Davidson	1973	A.P. Poll	8th	Maryland
1964	A.P. Poll	10th	Davidson	1974	A.P. Poll	4th	Maryland
1965	A.P. Poll	6th	Davidson	1974	A.P. Poll	5th	Maryland
1966	A.P. Poll	16th	Davidson	1976	A.P. Poll	11th	Maryland
1968	A.P. Poll	8th	Davidson	1980	A.P. Poll	8th	Maryland
1969	A.P. Poll	3rd	Davidson	1981	A.P. Poll	18th	Maryland
1972	A.P. Poll	11th	Maryland	1983	A.P. Poll	11th	Maryland

TWENTY-FOUR YEAR COLLEGIATE RECORD

Won 480 Lost 198 Pct. .710

1965-66 Southern Conference Champions

1967-68 Southern Conference Champions

1968-69 Southern Conference Champions

1971-72 NIT Champions

1955-56	Granby High J.V.	Won 18	Lost 4
---------	------------------	--------	--------

1956-57	Granby High Varsity	Won 15	Lost 5
---------	---------------------	--------	--------

1957-59	Newport News Varsity	Won 64	Lost 6
---------	----------------------	--------	--------

Four Year High School Record:		Won 97	Lost 15
-------------------------------	--	--------	---------

(includes a 57-game winning streak
and State Championship)

1960-61	Davidson	Won 9	Lost 14
---------	----------	-------	---------

1961-62	Davidson	Won 14	Lost 11
---------	----------	--------	---------

1962-63	Davidson	Won 20	Lost 7
---------	----------	--------	--------

1963-64	Davidson	Won 22	Lost 4
---------	----------	--------	--------

1964-65	Davidson	Won 24	Lost 2
---------	----------	--------	--------

1965-66	Davidson	Won 21	Lost 7
---------	----------	--------	--------

1966-67	Davidson	Won 15	Lost 12
---------	----------	--------	---------

1967-68	Davidson	Won 24	Lost 5
---------	----------	--------	--------

1968-69	Davidson	Won 27	Lost 3
---------	----------	--------	--------

1969-70	Maryland	Won 13	Lost 13
---------	----------	--------	---------

1970-71	Maryland	Won 14	Lost 12
---------	----------	--------	---------

1971-72	Maryland	Won 27	Lost 5
---------	----------	--------	--------

1972-73	Maryland	Won 23	Lost 7
---------	----------	--------	--------

1973-74	Maryland	Won 23	Lost 5
---------	----------	--------	--------

1974-75	Maryland	Won 24	Lost 5
---------	----------	--------	--------

1975-76	Maryland	Won 22	Lost 6
---------	----------	--------	--------

1976-77	Maryland	Won 19	Lost 8
---------	----------	--------	--------

1977-78	Maryland	Won 15	Lost 13
---------	----------	--------	---------

1978-79	Maryland	Won 19	Lost 11
---------	----------	--------	---------

1979-80	Maryland	Won 24	Lost 7
---------	----------	--------	--------

1980-81	Maryland	Won 21	Lost 10
---------	----------	--------	---------

1981-82	Maryland	Won 16	Lost 13
---------	----------	--------	---------

1982-83	Maryland	Won 20	Lost 10
---------	----------	--------	---------

1983-84	Maryland ACC Champions	Won 24	Lost 8
---------	------------------------	--------	--------

TWENTY-NINE YEAR COACHING RECORD

Won 577 Lost 213 Pct. .730

Terps Coaching Staff



SHERMAN DILLARD
James Madison '78

The senior member of Coach Driesell's staff, Sherman Dillard begins his sixth year as assistant coach for the Terrapins.

Dillard is a graduate of James Madison University. Upon graduation, he was the recipient of one of fifteen NCAA post graduate scholarships. He made the Dean's list as he accumulated a 3.7 grade point average on the 4.0 grade point scale. He graduated Magna Cum Laude, receiving his BS degree in Health and Physical Education. He minored in Business Administration.

Among his many academic honors he was also named to the National Honorary Fraternity Omicron Delta Kappa, symbolic of leadership.

An outstanding player for the Dukes of James Madison, Dillard tallied over 2,000 points in his four year career. He was chosen by the National Association of Basketball Coaches as an All-American while being named as Academic All American three years in a row. Dillard was a sixth round draft choice of the Indiana Pacers in the 1978 NBA Draft.

A native of Basset, Virginia, Dillard graduated from John D. Basset High School. A bachelor, he resides in New Carrollton, Maryland.

Mel Cartwright, a 25 year veteran of coaching championship high school teams, enters his fourth season with Driesell and the Terrapins. Driesell "recruited" Cartwright from Martinsville, Virginia High School where he compiled a most successful record in those 25 years.

At Martinsville, his teams provided him with the impressive mark of 143 victories and only a phenomenal 22 losses. During that head coaching career, his teams won three Virginia state titles and four regional championships. He resigned from the high school coaching ranks to become principal of a local elementary school until 1977 when he resumed coaching at Martinsville, this time as an assistant. In five years, Martinsville amassed 89 victories against 29 defeats, enroute to three district, three regional and two state titles.

Cartwright is a 1949 graduate of Western Illinois University. He received his Master's degree from the University of North Carolina in Administration, Social Studies and Physical Education in 1952.

He is the father of six children, three boys and three girls, ranging in age from 20 to 30. His sons, Mel, Mark and Michael all played basketball for Martinsville High, with Mel going on to play at Washington and Lee and Mark at Virginia Tech.




MEL CARTWRIGHT
Western Illinois '49

For two years, Ron Bradley worked with the Terrapin basketball team as a volunteer coach while he studied for his doctoral degree in Sport Psychology. Following his being awarded his Doctor's degree, Driesell immediately added him to his staff as a full-time assistant last year. He came to College Park from Eastern Nazarene College in Quincy, Massachusetts where he was head coach of the Crusaders for five years, posting a 96-51 overall record. Ron was also a four year letterman at Eastern Nazarene (1968-1972), amassing 2,649 points in 107 games. He was named to the N.A.I.A. and N.C.A.A. All-American teams and in 1972 was drafted by the New York Nets. He received his B.A. in psychology and history from Eastern Nazarene and his M.S. in physical education at Bridgewater (MA) State College. Ron is married to the former Denise Smith of Salisbury, Maryland. They have a six-year old son, Brad.



RON BRADLEY
Eastern Nazarene '72



1984-85 University of Maryland Basketball Roster

NO.	NAME	POS.	HGT.	WGT.	CLASS	HOMETOWN/HIGH SCHOOL
3	Keith Gatlin	Guard	6-5	165	Sophomore	Grimesland, N.C. D. H. Conley HS
10	Jeff Adkins	Guard	6-5	185	Senior	Martinsville, VA Martinsville
11	Charles "Chuck" Driesell	Guard	6-2	170	Senior	Silver Spring, MD Springbrook
12	Jeff Baxter	Guard	6-1	165	Junior	Washington, D.C. John Carroll
22	Walter Lancaster	Guard	6-4	180	Freshman	Lanham, MD Coolidge
24	Adrian Branch	Guard Frwd	6-8	185	Senior	Largo, MD DeMatha
31	Bryan Palmer	Center	6-10	205	Sophomore	Shrewsbury, PA Susquehannock
32	Ferry Long	Center Frwd	6-8	240	Sophomore	Glen Allen, VA Hermitage
33	Derrick Lewis	Forward	6-7	195	Freshman	Temple Hills, MD John Carroll
34	Len Bias	Forward	6-8	195	Junior	Landover, MD Northwestern
41	Tom Jones	Forward	6-6	205	Junior	Oak Hill, WVA Oak Hill (Cumberland, MD) Allegany CC

ALPHABETICAL	NO.	POS.	HGT.	WGT.	CLASS	HOMETOWN HIGH SCHOOL
Jeff Adkins	10	Guard	6-5	185	Senior	Martinsville, VA Martinsville
Jeff Baxter	12	Guard	6-1	165	Junior	Washington, D.C. John Carroll
Len Bias	34	Forward	6-8	195	Junior	Landover, MD Northwestern
Adrian Branch	24	Guard Frwd	6-8	185	Senior	Largo, MD DeMatha
Chuck Driesell	11	Guard	6-2	170	Senior	Silver Spring, MD Springbrook
Keith Gatlin	3	Guard	6-5	165	Sophomore	Grimesland, N.C. D. H. Conley
Tom Jones	41	Forward	6-6	205	Junior	Oak Hill, WVA Oak Hill (Cumberland, MD) Allegany CC
Walter Lancaster	22	Guard	6-4	180	Freshman	Lanham, MD Coolidge
Derrick Lewis	33	Forward	6-7	195	Freshman	Temple Hills, MD John Carroll
Ferry Long	32	Center Frwd	6-8	240	Sophomore	Glen Allen, VA Hermitage
Bryan Palmer	31	Center	6-10	205	Sophomore	Shrewsbury, PA Susquehannock



ACC Champions-1984

VIRGINIA

12 **JEFF BAXTER**
6-1 Junior



Mrs. Baxter

Another of the fine point guards Driesell has brought to Maryland . . . Excellent ball handler and a fine shooter . . . As a reserve, he has come in to get some key baskets . . . As a freshman, playing in all 30 games, he scored 103 points, 33 assists, and hit .794 from the foul line . . . With a 3-point play during his first year, he hit on 6 of 15 attempts . . . He had his high scoring game against Navy with 10 and had nine against Clemson and Georgia Tech . . . Last year, his high of 9 points came in the Mideast NCAA Regional game against West Virginia . . . Playing in 21 games, he averaged 7 minutes per game and had 48 points, 16 assists and 5 steals . . . His 2-year point total is 151, for the 51 games . . . Jeff played in both years of NCAA play against Tennessee-Chattanooga and Houston in 1983 and against West Virginia and Illinois in the 1984 Mideast Regional . . . Came to Maryland from DC's John Carroll High where he averaged 19 points his senior year while hitting 59% of his field goals . . . He had a team high of 6.2 assists per game, and hit 79% of his free throws . . . Jeff played in two post-season All-Star games, the Capital Classic (Largo, Maryland) and the Derby Classic (Louisville, Kentucky) . . . He was an All-Tournament selection in high school at the Capital City Classic in Richmond, the Seagull Classic in Atlantic City, and the MVP of the Curley Classic in Baltimore . . . Jeff has two sisters and three brothers.


HIGH SCHOOL COACH: Jack Bruen

DATE OF BIRTH: September 9, 1964 in Washington, DC

	GP	GS	FGM	FGA	Pct.	FTM	FTA	.Pet	Reb.	Asst.	Pf-Dsq.	Pts.	Avg.
FRESHMAN	30	—	35	84	.417	27	34	.794	20	33	30-1	103	3.4
SOPHOMORE	21	—	13	33	.393	22	30	.733	8	16	11-0	48	2.3
TOTALS	51	—	48	117	.412	49	68	.721	28	49	41-1	151	2.9

10 JEFF ADKINS

6-5 Senior



Mr. and Mrs. Adkins

The outstanding senior guard had started 53 consecutive games, all 30 his sophomore year, until the second Georgia Tech game, the 24th last year . . . After missing that one start, he started the final three games of the regular season, the three ACC tournament games and the NCAA games against West Virginia and Illinois . . . As a freshman, he started 17, giving him 78 starting assignments of 91 games over his three years . . . Jeff is considered one of the best all-around players in the conference as he plays good defense and has averaged nearly 10 points a game all three years . . . He lends leadership, on and off the court . . . Last season against Boston College, he was selected the games' MVP by CBS-TV, in the 89-76 upset win Christmas Eve . . . He hit 11 of 16 from the floor, 1 of 3 foul shots, had 4 rebounds and 5 assists, playing 32 minutes of the nationally televised game . . . His career high scoring was 25 points against North Carolina his sophomore year as the Terps won 106-94 . . . His regular season 103 assists was 2nd on the team and 10th in the ACC . . . He led the team in assists his sophomore year with 121 . . . His 9 against LaSalle last year in the MIT was his career high . . . From the foul line, he hit only 67%, but ironically, in his last 9 games, including the post season games, he hit on 22 of his last 26 . . . His 4 steals vs Ohio State was the most in a game last season . . . His 304 point production was his high as he had 205 as a freshman and 297 his sophomore year . . . He had 52 assists and 29 steals as a freshman and 121 assists and 23 steals as a sophomore . . . As a freshman, he was named the outstanding defensive player on the team . . . He also won the outstanding academic award as he did last year . . . In high school, he scored over 1,000 points at Martinsville, averaging 17.7 points as a senior and 5.3 assists . . . He was named to the All-America teams of

	GP	GS	FGM	FGA	Pct.	FTM	FTA	.Pct	Reb.	Asst.	Pf-Dsq.	Pts.	Avg.
FRESHMAN	29	17	80	198	.404	45	64	.703	66	52	67-1	205	7.1
SOPHOMORE	30	30	109	233	.468	57	88	.648	80	121	94-4	297	9.9
JUNIOR	32	31	120	223	.538	64	95	.673	86	119	80.0	304	9.5
TOTALS	91	78	309	654	.472	166	247	.675	232	292	241-5	806	8.9

Parade Magazine, McDonalds and Adidas . . . He was the recipient of the Hertz Number One award given to the outstanding high school athlete in each state . . . It was presented by O. J. Simpson in New York . . . He is the youngest of three children with a brother and a sister.

CAREER HIGHS:

25 points against North Carolina as Terps won 106-94 his sophomore year
7 rebounds at Holy Cross as a sophomore and against LaSalle and Clemson as a junior
9 assists against LaSalle, junior year
49 minutes played against Georgia Tech in double overtime his junior year

CAREER TOTALS:

91 games played in with 78 starts
806 points scored for 8.9 average per game
232 rebounds for 2.6 average per game
292 assists for 3.2 average per game
.472 field goal % with .538% last year
.675 free throw % with .673% last year


HIGH SCHOOL COACH: Robert Hall

DATE OF BIRTH: May 20, 1963 in Martinsville, Virginia



34 LEN BIAS

6-8 Junior



Mr. and Mrs. Bias

A genuine candidate for All-Conference and All-America honors, as selected by The Sporting News pre-season All-America power forward checklist, Bias caught the attention of the basketball world last year as a sophomore with a fantastic season climaxed with a brilliant performance in the ACC tournament . . . He led the Terps with his dominating play to the ACC title giving Driesell his first championship in his 15 years at Maryland . . . For his awesome 3-game display, he was the unanimous selection as the "Most Valuable Player" of the tournament by the vote of the 8 coaches . . . He also was a unanimous choice for the ACC All-Tournament team . . . In the title game against Duke he had a game high and his career high of 26 points as he hit on 12 of 17 from the floor and 2 of 2 from the line . . . For the three games, he had 56 points with 26 of 43 from the field, four of six from the line and 18 rebounds . . . He also had 7 assists and played all but 5 minutes in the three games—115 minutes . . . He totaled 15 points in each win over N.C. State and Wake Forest . . . He had 18 points on 6 of 9 and 6 of 6 foul shots against West Virginia in the opening game of the NCAA Mid-East Regional won by the Terps, 102-77 . . . He hit 16 in the 72-70 loss to Illinois in the second round of the regional . . . As a freshman, it was his basket at the buzzer that put the Terps into the second round of the 1983 NCAA tournament as the Terps defeated Tennessee-Chattanooga, 52-51 and went on to meet Houston in the 2nd round of the Mid-West Regional . . . In addition to his career high 26 points against Duke in the ACC Championship game, he scored 25 against Duke in the regular season, 2/11 in Cole and 24 against North Carolina 1/12 in Cole and 24 also against Old Dominion at Norfolk,

	GP	GS	FGM	FGA	Pct.	FTM	FTA	.Pct	Reb.	Asst.	Pf-Dsq.	Pts.	Avg.
FRESHMAN	30	13	86	180	.478	42	66	.636	125	22	55-1	217	7.2
SOPHOMORE	32	31	211	372	.567	66	86	.767	145	48	81-3	488	15.2
TOTALS	62	44	297	552	.538	108	152	.711	270	70	136-4	705	11.4

1/21 . . . He also had his career high 10 rebounds against Duke along with his 25 points . . . Len scored in double figures in the last 16 games of the season . . . He missed scoring in double figures in only four games of the 32, giving him a total of 28 . . . He would have started all 27 regular games last year but for Driesell's long time tradition of starting his seniors in the final home game of the season . . . He had started 32 straight before the Virginia game as he started the last six of his freshman year . . . He went on to start the three ACC title games and the two NCAA games . . . His 398 points scored in the regular season (14.7 avg.) was the second best on the team and 9th in the ACC . . . His .564% of field goals, 2nd high on the team and 5th best in the ACC . . . He hit .757% from the foul line and averaged 4.3 rebounds . . . He played all 55 minutes of the triple overtime win at Clemson . . . In the ACC title game, he played 39 minutes and 50 seconds . . . Len was the fourth leading scorer on the team as a freshman . . . He scored 217 points for a 7.2 average and pulled in 125 rebounds . . . He played in all 30 games and started 13, including the last six . . . He started the first game of his college career in the season's opener against Penn State and his second start was the 4th game vs St. Joseph's . . . His third start was against UCLA . . . His freshman high point total was 19 against Georgia Tech . . . He scored in double figures in 12 games, including 5 of the last 6 of the regular season . . . As a starter the final six games, he scored 71 points and had 42 rebounds . . . Following last season, the team honored him with the "Outstanding Player of the NCAA's" award . . . At Northwestern High, he averaged 19.6 points a game while leading the team to a 20-5 record his senior year and runner-up honors in the state tournament . . . He averaged 12.5 rebounds and shot 56% from the floor and 76% from the line . . . He played in the McDonald's Capital Classic and the Derby Classic in Louisville . . . He was named the MVP of the McDonald's Capital Classic . . . He is the oldest of four children with two brothers and a sister . . .

CAREER HIGHS:


- 25 points against Duke in ACC Championship game as he hit on 12 of 17 field goal attempts and both free throws
- 12 rebounds against UMES in his second collegiate game
- 55 minutes played in triple overtime win at Clemson last year, 66-65

CAREER TOTALS:

- 62 games played in and 44 starts in two years
- 705 points scored for 11.4 average per game
- 270 rebounds for 4.4 average per game
- .538 field goal % on 297 of 552 attempts (.567 last year)
- .711 free throw % on 108 of 152 (.767 last year)
- 70 assists with 48 last year

HIGH SCHOOL COACH: Bob Wagner

DATE OF BIRTH: November 18, 1963 in Washington, DC



24 ADRIAN BRANCH

6-8 Senior



Mr. and Mrs. Branch



Along with teammate Len Bias, the senior forward/guard is a legitimate All-Conference and All-America selection . . . He too was selected by The Sporting News pre-season All-America small forward checklist . . . Much of the Terps' success this season rests on the play of Branch whom Driesell always has and still does consider as one of the best one-on-one players in the game of basketball . . . In fact, often times the veteran coach calls Branch the "best" . . . He had a devastating sophomore year which brought him accolades and the "can't miss" tag . . . He was the Terps' leading scorer his freshman and sophomore years with a 15.2 average as a freshman, breaking All-American John Lucas' frosh mark of 425 points as Adrian hit for 442 . . . He buried 541 points as a sophomore and grabbed 150 rebounds and had 95 assists . . . He also had 11 blocked shots and 21 steals . . . He started every game both years (58) . . . As a soph. he scored in double figures in 26 of his 29 games and last year he hit the "double" in 21 of the 28 games in which he played, including the final 11 games of the season . . . He missed four games last year . . . Adrian scored his single game and career high of 29 points as a freshman . . . It was against Virginia, then ranked #1 in the nation, the final regular season game . . . He repeated his 29 high as a sophomore against Clemson . . . Still against the Cavaliers, he hit 28 points in the season finale as a soph and then again last season he scored the game high of 20 points against the Cavs in the final season game to give Driesell his 300th victory as coach of the Terrapins . . . For his outstanding performance, he was named the CBS-TV "Most Valuable Player" and the University received a \$1,000 scholarship award . . . In the conference, he was chosen as "ACC Player of the Week" for his play in the final two games of the season against N.C. State and Virginia . . . He was an All-ACC 2nd team selection his sophomore year and AP

	GP	GS	FGM	FGA	Pct.	FTM	FTA	.Pct	Reb.	Asst.	Pf-Dsq.	Pts.	Avg.
FRESHMAN	29	29	164	346	.474	114	149	.765	125	41	79-4	442	15.2
SOPHOMORE	29	29	197	420	.469	118	165	.715	150	95	87-2	541	18.7
JUNIOR	28	25	136	284	.479	91	121	.752	89	75	85-2	363	13.0
TOTALS	86	83	497	1050	.473	323	435	.743	364	211	251-8	1346	15.7

honorable mention All-America last year . . . He was named to the ACC All-Tournament second team last year following the championship victory over Duke . . . He was the Terps' MVP as a freshman and shared the same honor with Ben Coleman as a sophomore . . . With his strong finish last year, 40 points in the ACC tournament and 21 in the NCAA's, Branch now has 1,346 RANKING HIM 8th ON MARYLAND'S ALL-TIME SCORING LIST . . . Will Hetzel is 7th with 1,370 . . . ALBERT KING HAS THE ALL-TIME HIGH OF 2,058 POINTS . . . The magic # to tie is 712 . . . Adrian was a high school All-American at nearby powerhouse DeMatha High with a 16.6 scoring average and 8.2 rebounding average as a senior . . . He was named to the All-American teams of Adidas, Parade Magazine, McDonald's and Converse . . . He was selected to play in tournaments that have taken him across the country and to Europe . . . In Mannheim, West Germany, in the Albert Schweitzer International Youth Tournament, he led the scoring including a 31-point performance against the Russians in the championship game. He is one of four boys with older brothers Tom and Phil also playing at DeMatha.

CAREER HIGHS:



29 points against Virginia (then ranked #1) in final regular season game as a freshman, hitting 12 of 17 field goals and 5 of 6 free throws
 29 points against Clemson as a sophomore
 10 rebounds against Penn State and UCLA as a sophomore

CAREER TOTALS:

86 games played in with 83 starts in 3 years
 1,346 points scored, ranking 8th of Maryland's all-time scoring list . . . (Will Hetzel is 7th with 1,370) 15.7 average per game, 3 years
 267 rebounds for 3.1 average per game
 211 assists with 95 as a sophomore and 75 junior year
 .472 field goal % with 29 of 81 — 3 point attempts as sophomore
 .473 field goal % with .479% last year
 .743 free throw % with 323 of 435 (.752% junior year)


HIGH SCHOOL COACH: Morgan Wootten

DATE OF BIRTH: November 17, 1963 in Washington, DC



11 CHUCK DRIESELL

6-2 Senior



Mr. and Mrs. Driesell


One of the very few "Father-Son" Coach/Player combinations in all of collegiate athletics and surely a rare coincidence in college basketball, Chuck concludes playing for his Father "Lefty" and the Terrapins on the team that will defend the ACC championship they won for his Dad last year, winning the title over his alma mater, Duke . . . The veteran back-up guard used sparingly, hopes to play a great deal more this season so that he can make a lasting contribution to his and the teams' efforts to give his Dad the 500th win of this, his 25th year as a head coach . . . He now has 480 career victories . . . As the son of a basketball coach, the popular "Chuckie", as his thousands of delirious fans call him, was 7 years old when his Dad brought him from Charlotte and Davidson College to College Park . . . For the Terps, he played in 12 games his freshman year, 17 his second year and 15 last year . . . His 3-year scoring total is 69 points, with 34 of them scored last season . . . He has appeared in 44 games . . . His career high scoring for a game is 8, three times . . . The last was in the 1984 NCAA Mideast Regional against West Virginia when he hit on all 3 shots from the floor and was 2-2 from the line . . . In playing a season high of 7 minutes, he also had 2 rebounds and an assist . . . These 3 field goals and 2 foul shots for 8 points and an assist in 7 minutes is 8 points and 1 assist more than his Dad ever got in the NCAA's, Duke never being able to scratch past NC State in the ancient days when only the ACC champion advanced to the NCAA's . . . He hit 8 points against UMES his soph year then against last year's Johns Hopkins opener . . . During the summer of '84, he toured South America with the Athletes in Action . . . He had a seven point scoring average for 18 games . . . The tour included six games in Mexico, five in Peru and eight in Brazil . . . A Business and

	GP	GS	FGM	FGA	Pct.	FTM	FTA	.Pct	Reb.	Asst.	Pf-Dsq.	Pts.	Avg.
FRESHMAN	12	—	4	12	.333	6	11	.546	3	0	7	14	1.2
SOPHOMORE	17	—	6	18	.333	8	14	.571	5	5	9	21	1.3
JUNIOR	15	—	12	26	.462	10	19	.526	8	5	4	34	2.3
TOTALS	44	—	22	56	.393	24	44	.545	16	10	20	69	1.6

Marketing major, Chuck spent last spring semester as an intern with the Baltimore Orioles, assisting and learning the operations of the marketing, promotions, and public relations departments . . . From nearby Springbrook High, Chuck led the team in scoring as they won the County AA title . . . He had 458 points for a 17.6 scoring average his senior year . . . He was an All-County selection as he scored in double figures in 24 of 26 games. His career high was 29 points.

HIGH SCHOOL COACH: John Barrett (U of Maryland graduate — star baseball player)

DATE OF BIRTH: November 3, 1962 in Charlotte, North Carolina



"FATHER - SON" NOW

"THEN"



3 KEITH GATLIN
6-5 Sophomore




Mrs. Gatlin

Keith came to College Park and into Cole Field House with a reputation and enough press clippings that could be piled high on the Terps' basketball court . . . The much sought after and highly recruited point-guard was, after all, from the Tar Heel state of North Carolina and the little community of Grimesland . . . Another coup of Lefty's recruiting genius was hardly ever so heralded and applauded as he landed the state of North Carolina's high school "Player of the Year" . . . Keith received rave notices and recognition from the basketball coaches, players and media across the land . . . For his standout play last year, he readily and easily has been labeled as a future "can't miss" star . . . He already has been selected by The Sporting News pre-season All-America point guard checklist . . . He started 9 of the 32 games . . . His first start was the fifth game of the season at Duquesne when Branch started at one of the forwards . . . His second start was in the MIT against Randolph Macon when Branch was out with a bad ankle . . . His third start was a big one since it was his first in an ACC game . . . At Charlottesville, 1/31 he took Branch's spot and scored 14 points and had 6 assists. He hit his season high in the next game at Georgia Tech with 19 points with 8 assists . . . Then, still on the road at Greensboro against Wake Forest, he scored 17 and had 6 assists . . . After these three ACC starts, as Branch returned, he started the next game with Duke at Cole and had 13 points and 8 assists . . . He

	GP	GS	FGM	FGA	Pct.	FTM	FTA	.Pct	Reb.	Asst.	Pf-Dsq.	Pts.	Avg.
FRESHMAN	32	9	75	154	.487	48	63	.761	52	148	32-0	198	6.2

started the next game against Dayton, but played but 13 minutes as Branch played . . . Averaging 24 minutes a game, he led the team in assists with 148 (4.6 per game) and scored in double figures 7 times . . . His assist total led runnerup Jeff Adkins by 29 . . . He finished 6th tops in the ACC in assists . . . Adkins played 193 more minutes than Gatlin . . . Adkins had led the Terps in assists the past two years . . . He had his 10 high a game in post season; 10 vs Duke in the title game then Illinois . . . He finished his rookie year with .487% from the floor and .761% from the line . . . While scoring 198 points (6.2 average), his high in snaring rebounds was 5 vs Duquesne and at Georgia Tech . . . It was on NBC national television from Chapel Hill that Gatlin put on a magnificent performance for the audience and received the Terps' "MVP Award" and the \$1000, scholarship award given to the University. . . At D. H. Conley High, he scored a career 1612 points while hitting 56% from the floor and 92% from the free throw line . . . His single game high was 38 points . . . He averaged 6+ assists per game all 4 years. He averaged 22 points as a junior, then early his senior year, October, announced his decision to attend the University of Maryland and enroll as a radio and television major . . . As a senior, he averaged 25.2 points a game along with 9.8 per game rebounds and 6.2 assists . . . The team finished with a 22-4 record . . . He played in the McDonald's All-Star game in Atlanta and the McDonald's Capital Classic at the Capital Centre in Maryland.




HIGH SCHOOL COACH: Shelley Marsh

DATE OF BIRTH: December 23, 1964 in Newark, New Jersey



41 TOM "Speedy" JONES

6-6 Junior



Mrs. Inez Jones
Grandmother

The 6-6, 215-pound Jones was lured by Driesell from Allegany Community College (Cumberland, Maryland) after setting scoring and rebounding records . . . At Allegany, Jones was an All-American choice on the NJCAA All-America team . . . He rewrote the season and career scoring records at Allegany last season and was honored as the teams' Most Valuable Player . . . His single season scoring record was 829 points, a 23-point per game average . . . His career scoring title total was 1302 points as he had scored 473 points his first year at Allegany. Last year, he also set the season mark for field goals, 313; foul shots made, 203; and foul shots attempted, 259 . . . His 513 career field goals tied the school record . . . He also was the leading rebounder with 328 for 9.1 per game.

Nicknamed "Speedy", Jones was the leading scorer and rebounder on his Oak Hill (WVA) High school team that was 21-5 his senior year . . . He averaged 22 points and 11 rebounds his senior year . . . He was named to the Converse All-America team and was a first team selection on the West Virginia class AAA All-Star team.

HIGH SCHOOL COACH: Jim Lilly

DATE OF BIRTH: August 15, 1964

22 WALTER LANCASTER
6-4 Freshman




Mr. and Mrs. Lancaster

An All-Met player as a junior at St. Anthony's High School, Lancaster repeated as a first team selection as a senior at Coolidge High School as he averaged 19.4 points per game . . . As a junior, he averaged 20 points a game, 11 rebounds and 5 assists . . . Along with his All-Metro recognition his junior year, he was an All-Star in the Sidwell Friends summer league and MVP at the five-star basketball camp in Pennsylvania . . . He played guard throughout his high school career and started all four years . . . He was a 55% shooter during his high school career . . . He is considered one of the top 5 shooting guards in the country . . . Rated the nation's 17th top prospect by Knoxville News Sentinel ranking . . . Wally starred in this year's Capital Classic at the Capital Centre in Maryland along with Derrick Lewis, also a Terrapin freshman . . . He was an honor student in high school and also was active in student activities . . . A leader, on and off the court.

HIGH SCHOOL COACH: Frank Williams

DATE OF BIRTH: June 14, 1966

33 DERRICK LEWIS
6-7 Freshman



Mr. and Mrs. Lewis

A premier shot blocker, Lewis has been labeled as "inch for inch", the best shot blocker in the country . . . Rated the nation's 6th top prospect by Knoxville News Sentinel ranking . . . As a junior, he led his team with 17 points a game, 11 rebounds average, and 6 blocked shots a game . . . He then led, as a senior, the conference in scoring with 21 points per game . . . Derrick also averaged 15 rebounds and 8 blocked shots per game . . . A varsity starter since his sophomore year, he is a respected all-round player and has been described as the "best defensive forward in the country" . . . One of the most highly recruited players in the nation, Lewis has gained numerous honors, including his selection for the second consecutive year on the first team Washington Post All-Metro team; selection as the All-Metro MVP and the recipient of the Metropolitan area "Mr. Basketball Award" given by the Washington Touchdown Club . . . The award is given to the athlete who symbolizes in character and performance the ideals of sportsmanship . . . He was the lone metropolitan area player named to the annual McDonald's All-America 25-player dream team . . . He was selected the Metro teams' MVP in this years 11th annual McDonald's classic at the Capital Centre in Maryland . . . He maintained a B academic average and was a member of John Carroll's National Honor Society . . . He also was honored by the Silver Hills Boys and Girls clubs as they selected him to receive the 1984 John Wesley Davis memorial "Boy of the Year" award . . . Derrick also was extremely active in school activities; a top student leader.

HIGH SCHOOL COACH: Carroll Homes

DATE OF BIRTH: August 1, 1966

32 TERRY LONG
6-8 Sophomore



Mr. and Mrs. Long



A most unusual recognition came along to Terry Long following the completion of his freshman year as a forward back-up on the Terrapin team . . . He was voted the teams' award as the "Most Improved Player" . . . That decision was easy as Long played so superbly the latter part of the season in the Terps' stretch drive and in the ACC tournament . . . He showed his defensive skills and strength on the boards as he would spell Herman Veal and Len Bias . . . With center Ben Coleman gone, Long has inherited the assignment as the center for Driesell this season . . . At 6-8 and 240 he will respond adequately to take over the center position and answer the question for the mammoth task working in close, "Where's the Beef?" . . . He had 203 minutes in the 27 games he played, grabbing 52 rebounds and scoring 55 points . . . He hit 19 of 35 shots for a fine 54% . . . He also had 5 blocked shots and 8 steals . . . At Hermitage High in Richmond, he scored a school record 1220 points and also pulled in 879 rebounds for still another school record . . . He averaged 15 points a game and 12 rebounds a game as a senior and led his team to an 18-4 season . . . He had a single game high of 38 points and a school record 27 rebounds in one game . . . He had 124 assists and 299 rebounds his senior year . . . His honors included All-Metro, All-District, All-State, and All-America . . . He was tabbed as one of the top 25 players in the country . . . He played in the McDonald's Capital Classic game in Maryland . . .

HIGH SCHOOL COACH: Joe Baker

DATE OF BIRTH: February 27, 1964 in Richmond, Virginia

	GP	GS	FGM	FGA	Pct.	FTM	FTA	.Pct	Reb.	Asst.	Pf-Dsq.	Pts.	Avg.
FRESHMAN	27	—	19	35	.542	17	33	.515	52	10	23-0	55	2.0

31 BRYAN PALMER
6-10 Sophomore



Mr. and Mrs. Palmer

After playing his freshman year, Palmer was redshirted last year . . . With a year of working with and practicing against big Ben Coleman and following a rigid weight and conditioning program, Driesell is looking to Palmer to give the Terps the necessary strong backup playing time at center . . . He played in 12 games as a freshman with 28 minutes playing time . . . His only two points as a freshman came on two free throws while he had a high of four rebounds against William & Mary . . . He also had three rebounds against Duquesne . . . He came to Maryland from Susquehannock High where he was a center averaging 20.6 points a game and hitting 68 percent of his field goals . . . He was the MVP in high at the Susquehannock Christmas Tournament . . . Voted Player of the Year by the Daily Record . . . Hit 71 percent of his free throws and had a game high of 40 points in high school. . . On District III Champions his senior year as Susquehannock won its first championship. . . Played in the Dapper Dan Classic and was a member of the U.S. team that played and defeated Israel in the Israel Classic . . . A member of the National Honor Society while graduating fourth in his class . . . He is enrolled in the College of Engineering.

HIGH SCHOOL COACH: Terry Rynearson

DATE OF BIRTH: September 13, 1964 in York, Pennsylvania

	GP	GS	FGM	FGA	Pct.	FTM	FTA	.Pct	Reb.	Asst.	Pf-Dsq.	Pts.	Avg.
FRESHMAN	12	—	4		.000	2	8	.250	15	1	5-0	2	0.2

TERPS HIGH SCHOOL COACHES




FRANK WILLIAMS

Coolidge
(Wally Lancaster)



MORGAN WOOTTEN

DeMatha
(Adrian Branch)



JIM LILLY

Oak Hill
("Speedy Jones")



CARROLL HOMES

John Carroll
(Derrick Lewis)



JOHN BARRETT

Springbrook
(Chuck Driesell)



JACK BRUEN

John Carroll
(Jeff Baxter)



BOB WAGNER

Northwestern
(Len Bias)



TERRY RYNEARSON

Susquehannock
(Bryan Palmer)



SHELLY MARSH

D. H. Conley
(Keith Gatlin)



JOSEPH BAKER

Hermitage
(Terry Long)



ROBERT HALL

Martinsville
(Jeff Adkins)

Basketball Staff



Dr. Stanford A. "Stan" Lavine
Team Physician

Dr. Stan Lavine has served as the Terrapin Team physician for all sports and has enabled many Maryland athletes to overcome injuries and not only perform at Maryland but go on to the professional ranks and excel.

As a quarterback on the 1949 Maryland team he established a Terrapin record. Against South Carolina, Lavine passed 15 yards to Ed Bolton who ran 77 yards to score. The 92 yard touchdown play remains the longest scoring pass and run in the Maryland record book.

Dr. Lavine is an orthopedic surgeon. He has served as the Team Physician for the Washington Redskins the past 16 years. He also had been the Bullets' team doctor in the 1970's.

In keeping with the University's and the athletic department's efforts to stress academic achievements for its student/athletes Coach Driesell has brought to his basketball program his first full-time academic adviser with the addition of Larry Roper to his staff.

Roper will monitor each of the basketball players class schedules daily and maintain close records of their progress. His program will include supervising, organizing and directing study hall periods and arranging for tutoring services when needed. He will serve as each players' individual counselor and lend the proper instruction in the development of study skills and time management techniques.

While guiding the basketball academic program, Roper is studying for his Doctorate Degree at the University in the Department of College Student Personnel which major is Counseling and Personnel Services. He received his Bachelor of Arts Degree from Heidelberg College (OH) in May 1975 with a major in History. He then received his Master of Arts, College of Education, Department of Student Personnel, Bowling Green State University (OH), August 1976.

After earning his Master' Degree, Roper has worked at five universities as individual, career and personal counseling supervisor; administering residence halls and monitoring scholarship programs. He came to the Maryland program from St. Joseph's University (PA) where he was an Associate Dean/Director of Residence Life.

Roper was born April 26, 1953 in Akron, OH.



Larry Roper
Academic Adviser



Sheila Morgan
Secretary



Marian Story
Secretary



Reverend Charles Chilton
Team Chaplin



Tim Burton
Manager



Tony Cole
Manager



Jim Spiro
Manager



Meko Bernardo
Trainer



Vinny Mayolo
Equipment Manager

1983-84 — 32-Game Individual Statistics

	GP	GS	MIN	FGM	FGA	.PCT	FTM	FTA	.PCT	REB (Avg)	PF-DQ	ASST	BLK	STL	PTS	AVG
Ben COLEMAN	32	32	1094	194	319	.608	103	144	.715	269(8.4)	103-5	53	42	23	491	15.3
Len BIAS	32	31	1104	211	372	.567	66	86	.767	145(4.5)	81-3	48	24	13	488	15.2
Adrian BRANCH	28	25	862	136	284	.479	91	121	.752	89	85-2	75	10	29	363	13.0
Jeff ADKINS	32	31	951	120	233	.538	64	95	.673	86	80	119	7	21	304	9.5
Herman VEAL	32	28	955	112	202	.554	44	60	.733	213(6.7)	92-3	57	6	25	268	8.4
Keith GATLIN	32	9	758	75	154	.487	48	63	.761	52	32	148	0	20	198	6.2
Mark FOTHERGILL	32	3	353	38	71	.535	33	39	.846	64	65-2	12	5	2	109	3.4
Terry LONG	27		203	19	35	.542	17	33	.515	52	23	10	5	8	55	2.0
Jeff BAXTER	21		147	13	33	.393	22	30	.733	8	11	16	0	5	48	2.3
Chuck DRIESELL	15		74	12	26	.462	10	19	.526	8	4	5	1	2	34	2.3
Pete HOLBERT	14	1	54	8	19	.421	5	6	.833	13	0	4	0	0	21	1.5
Steve RIVERS	6		20	3	7	.429	6	6	100	1	2	1	0	0	12	2.0
TEAM									78							

MD TOTALS	32			941	1745	.539	509	702	.725	1078(33.7)	578-15	548	100	148	2391	74.7
OPPONENTS	32			889	1922	.462	373	537	.694	996(31.1)	644-32	465	66	170	2151	67.2

DEAD BALL REBOUNDS: Maryland 57 Opponents 63 MISSED SHOTS: Maryland 997 Opponents 1197

COACH CHARLES "LEFTY" DRIESELL: 15 years at Maryland — Won 304 Lost 133 (winning 70 percent)

24 years overall — Won 480 Lost 198 (winning 71 percent)

Average of 20.3 wins a season for his 15 years at Maryland

Average of 20.0 wins a season for his 24 years overall (includes 9 years at Davidson)

MARYLAND IN NCAA TOURNAMENT — 1958, 1973, 1975, 1980, 1981, 1983, 1984

Individual Game Highs — Scoring and Rebounding

		Coleman	Bias	Branch	Adkins	Veal	Fothergill	Gatlin	Long	Holbert	Rivers	Baxter	Driesell
Johns Hopkins	W(H)	14(8)	9(7)	13(2)	2(3)	12(9)	*17(2)	6(1)	*13(7)	9(3)	DNP	5(0)	*8(3)
Ohio State	L(N)	20(11)	16(5)	13(4)	9(2)	4(4)	0(0)	4(0)	DNP	0(0)	DNP	2(1)	0(0)
Canisus	W(H)	11(5)	12(2)	6(3)	12(2)	4(5)	7(5)	*11(0)	3(4)	4(1)	DNP	5(1)	0(0)
Penn State	W(N)	14(7)	11(3)	14(4)	15(2)	8(5)	3(1)	0(0)	DNP	DNP	DNP	2(0)	DNP
Duquesne	W(A)	19(11)	16(4)	14(8)	10(1)	8(5)	0(0)	4(5)	0(0)	0(1)	DNP	5(0)	2(0)
U.M.E.S.	W(H)	18(7)	12(5)	9(5)	9(4)	12(12)	12(7)	0(1)	8(9)*	8(2)	4(0)	4(2)	*8(2)
Boston College	W(H)	12(7)	*19(7)	11(4)	23(4)	11(11)	4(4)	0(2)	0(1)	0(2)	0(1)	5(0)	4(0)
Randolph-Macon	W(H)	15(8)	12(3)	DNP	12(1)	2(7)	5(3)	8(2)	0(0)	DNP	4(0)	0(1)	0(0)
LaSalle	W(H)	19(11)	18(6)	16(3)	20(7)*	13(11)	6(6)	2(0)	2(1)	DNP	DNP	DNP	DNP
N.C. State	W(A)	9(5)	6(2)	9(4)	9(5)	18(6)	0(0)	8(3)	DNP	DNP	DNP	DNP	DNP
William & Mary	W(H)	10(5)	6(4)	12(3)	6(1)	8(5)	2(0)	4(1)	0(3)	0(0)	2(0)	6(1)	2(0)
North Carolina	L(H)	8(7)	*24(4)	19(4)	4(2)	5(8)	2(3)	0(0)	DNP	DNP	DNP	DNP	DNP
Duke	W(A)	12(4)	17(4)	14(3)	14(5)	12(10)	5(1)	7(1)	0(1)	DNP	DNP	DNP	DNP
Clemson	W(H)	21(18)*	15(4)	22(3)	8(0)	8(5)	0(2)	5(2)	4(0)	0(0)	2(0)	0(0)	0(0)
Old Dominion	W(A)	10(7)	*24(5)	4(1)	10(1)	15(10)	4(5)	0(1)	0(1)	0(1)	0(0)	0(0)	2(1)
Notre Dame	L(A)	12(6)	7(1)	5(2)	10(5)	5(5)	2(4)	6(0)	0(1)	DNP	DNP	DNP	DNP
Virginia	W(A)	12(7)	14(7)	DNP	15(2)	8(5)	4(1)	*14(4)	0(1)	DNP	DNP	0(1)	DNP
Georgia Tech	L(A) 2 OT	17(13)	13(4)	DNP	8(5)	8(5)	2(4)	*19(5)	2(1)	DNP	DNP	1(0)	DNP
Wake Forest	L(A) 2 OT	19(12)	18(7)	DNP	19(2)	6(3)	4(0)	17(1)	4(3)	0(0)	DNP	0(1)	0(0)
Duke	L(H)	26(13)	*25(10)	4(1)	10(2)	2(5)	4(3)	13(0)	0(0)	DNP	DNP	0(0)	DNP
Dayton	W(H)	26(9)	15(4)	9(1)	3(3)	2(4)	4(0)	2(1)	DNP	DNP	DNP	0(0)	DNP
Clemson	W(A) 3 OT	21(10)	10(3)	11(5)	9(7)*	10(5)	5(1)	0(1)	DNP	DNP	DNP	DNP	DNP
North Carolina	L(A)	11(8)	18(2)	15(1)	3(1)	4(3)	2(1)	4(4)	6(6)	DNP	DNP	DNP	DNP
Georgia Tech	W(H)	18(12)	18(2)	17(1)	8(3)	15(5)	3(2)	0(0)	0(0)	DNP	DNP	DNP	DNP
Wake Forest	W(H)	26(4)	16(7)	17(5)	16(4)	3(3)	0(0)	8(3)	4(5)	DNP	DNP	DNP	DNP
N.C. State	W(H)	10(10)	10(2)	18(6)	4(2)	11(7)	0(0)	6(0)	2(0)	0(0)	DNP	2(0)	0(0)
Virginia	W(H)	2(6)	17(2)	20(2)	10(1)	11(9)	8(6)	6(3)	0(0)	0(0)	DNP	0(0)	0(0)
N.C. State	W(N)	18(8)	15(7)	12(1)	5(2)	4(10)	2(0)	13(2)	0(2)	DNP	DNP	DNP	DNP
Wake Forest	W(N)	16(6)	15(7)	16(5)	6(3)	6(7)	0(1)	6(1)	1(2)	DNP	DNP	DNP	DNP
Duke	W(N)	14(9)	*26(4)	12(3)	7(3)	5(4)	0(0)	8(3)	2(2)	0(0)	DNP	0(0)	0(0)
West Virginia	W(N)	19(6)	18(3)	12(2)	4(0)	18(11)	2(1)	10(2)	2(2)	0(3)	DNP	9(0)	8(2)
Illinois	L(N)	12(9)	16(8)	19(3)	2(1)	10(9)	0(1)	7(3)	2(0)	DNP	DNP	2(0)	DNP

* Indicates Career High

1983-84 Results

MD.	OPPONENT		SITE	ATT.	TOP SCORER(S)	TOP REBOUNDER(S)
108	Johns Hopkins	65	(H)	8,000	17 Fothergill, 14 Coleman	9 Veal, 8 Coleman
68	Ohio State	72	(N)	6,438	20 Coleman, 16 Bias	11 Coleman, 5 Bias
77	Canisius	55	(H)	7,750	14 Adkins, 12 Bias	5 Coleman, Veal, Fothergill
67	Penn State	58	(N)	3,425	15 Adkins, 14 Coleman, Branch	7 Coleman, 5 Veal
78	Duquesne	67	(A)	3,873	19 Coleman, 16 Bias	11 Coleman, 8 Branch
104	U.M.E.S.	69	(H)	6,100	18 Coleman	12 Veal, 9 Long
89	Boston College	76	(H)	12,125	23 Adkins, 19 Bias	11 Veal, 7 Coleman, Bias
58	Randolph-Macon	52	(H)	7,125	15 Coleman, 12 Bias, Adkins	8 Coleman, 7 Veal
96	LaSalle	83	(H)	8,725	20 Adkins, 19 Coleman	11 Coleman, 11 Veal
59	N.C. State	55	(A)	12,400	18 Veal	6 Veal, 5 Coleman, Adkins
58	William & Mary	44	(H)	12,750	12 Branch, 10 Coleman	5 Veal, Coleman
62	North Carolina	74	(H)	14,500	24 Bias, 19 Branch	8 Veal, 7 Coleman
81	Duke	75	(A)	8,564	17 Bias, 14 Branch, Adkins	10 Veal, 5 Adkins
85	Clemson	72	(H)	13,050	22 Branch, 21 Coleman	18 Coleman, 5 Veal
69	Old Dominion	58	(A)	10,258	24 Bias, 15 Veal	10 Veal, 7 Coleman
47	Notre Dame	52	(A)	11,345	12 Coleman, 10 Adkins	6 Coleman, 5 Veal, Adkins
67	Virginia	66	(A)	9,000	15 Adkins, 14 Bias, Gatlin	7 Coleman, Bias
70	Georgia Tech (2ot)	71	(A)	7,012	19 Gatlin, 17 Coleman	13 Coleman
87	Wake Forest (2ot)	90	(A)	13,279	19 Adkins, Coleman	12 Coleman, 7 Bias
84	Duke	89	(H)	14,500	26 Coleman, 25 Bias	13 Coleman, 10 Bias
61	Dayton	59	(H)	8,515	26 Coleman, 15 Bias	9 Coleman
66	Clemson (3ot)	65	(A)	7,000	21 Coleman, 11 Branch	10 Coleman, 7 Adkins
63	North Carolina	78	(A)	10,000	18 Bias, 15 Branch	8 Coleman, 6 Long
79	Georgia Tech	74	(H)	14,350	18 Bias, Coleman, 17 Branch	12 Coleman, 5 Veal
90	Wake Forest	79	(H)	14,000	26 Coleman, 17 Branch, 16 Bias, Adkins	7 Bias, 5 Long, Branch
63	N.C. State	50	(H)	14,200	18 Branch, 11 Veal, 10 Bias, 10 Coleman	10 Coleman, 7 Veal
74	Virginia	65	(H)	14,470	20 Branch, 17 Bias	9 Veal, 6 Coleman, Fothergill
69	N.C. State*	63	(N)	16,662	18 Coleman, 15 Bias	10 Veal, 8 Coleman, 7 Bias
66	Wake Forest*	64	(N)	16,662	16 Coleman, 16 Branch, 15 Bias	7 Bias, 7 Veal
74	Duke*	62	(N)	16,662	26 Bias, 14 Coleman	9 Coleman
102	West Virginia#	77	(N)	7,276	19 Coleman, 18 Veal, Bias	11 Veal, 6 Coleman
70	Illinois##	72	(N)	23,525	19 Branch, 16 Bias	9 Veal, 9 Coleman

* ACC Tournament, The Coliseum, Greensboro, NC

NCAA Tournament, Mid-East Regional, The Coliseum, Birmingham, AL

NCAA Tournament, Mid-East Regional, Rupp Arena, Lexington, KY

Overall Season Record: 24-8 ACC Record: 9-5 (Second Place) 12-5 Won ACC Championship

Road Record: Regular Season — 6-4 Home Record: 13-2 Neutral Record: 2-0

Total Attendance: 353,551 Home Attendance: 170,060 (15 Games)

1983 - 84 Season Highs

Individual

MOST POINTS: 26 by Ben Coleman vs Duke, Dayton and Wake Forest
26 by Len Bias vs Duke in ACC title game
MOST FIELD GOALS: 12 by Len Bias vs Duke in ACC title game (17 attempts)
MOST FIELD GOAL ATTEMPTS: 20 by Len Bias vs Duke
BEST FIELD GOAL PERCENTAGE: 1.000 by Ben Coleman vs Duquesne and Wake Forest (8/8 each)
MOST FREE THROWS: 10 by Ben Coleman vs Wake Forest
MOST FREE THROW ATTEMPTS: 12 by Ben Coleman vs Wake Forest (made 10)
BEST FREE THROW PERCENTAGE: 1.000 by Fothergill, Veal, Adkins, Bias (6/6)
MOST REBOUNDS: 18 by Ben Coleman vs Clemson
MOST STEALS: 4 by Jeff Adkins vs Ohio State and Ben Coleman vs Wake Forest
MOST ASSISTS: 10 by Keith Gatlin vs Duke in ACC title game vs Illinois in NCAA

Team

MOST POINTS: 108 vs Johns Hopkins
MOST FIELD GOALS: 45 vs Johns Hopkins (69 attempts)
MOST FREE THROWS: 30 vs West Virginia (36 attempts)
MOST FREE THROW ATTEMPTS: 38 vs UMES (made 28)
BEST FIELD GOAL PERCENTAGE: .667 vs Duquesne (32 of 48) vs West Virginia (36/54)
BEST FREE THROW PERCENTAGE: .844 vs Georgia Tech (27/32)
MOST REBOUNDS: 59 vs UMES
MOST ASSISTS: 25 vs Johns Hopkins and Clemson
MOST BLOCKED SHOTS: 8 vs LaSalle
MOST FOULS: 27 vs Ohio State
FEWEST FOULS: 10 vs Dayton
MOST TURNOVERS: 21 vs Duquesne, LaSalle
FEWEST TURNOVERS: 6 vs Virginia
MOST POINTS BY OPPONENT: 90 by Wake Forest
FEWEST POINTS BY OPPONENT: 44 by William & Mary
MOST POINTS IN ONE HALF: 59 vs Johns Hopkins in second half
BEST FIELD GOAL PERCENTAGE IN ONE HALF: .724 vs Duquesne (21 of 29)
MOST FIELD GOAL ATTEMPTS: 77 vs UMES (made 38)

SCORE BY PERIODS	FIRST	SECOND	OT	OT	OT	TOTAL
MARYLAND	1155	1207	14	10	5	2391
OPPONENTS	983	1136	14	14	4	2151

Alaska

November 23-25
Great Alaskan Shootout
Anchorage, Alaska
Sullivan Arena



Location: Anchorage, Alaska
Nickname: Seawolves
Home Court: Sullivan Arena
(8,000)
Head Coach: Harry Larrabee
(Texas '74)
Record at School: 50-37, 3 years
Overall Record: 50-37, 3 years
1983-84 Record: 15-13

Returning Lettermen: Ron Beach, 6'1", 10.8; Kevin Smith, 6'5", 8.6; Hans-Jurgen Gnad, 6'9", 7.8; Tyrone Jones, 6'2", 3.6; Luke Dalfior, 6'7", 2.1; John Larsen, 6'4", 1.3; Mike Schmetzer, 6'4", RS.

Top Newcomers: Marc Lowe, 6'6"; Danny White, 6'4".

Lettermen Lost: Jeff Martin, 6'5", 21.1; Chris Bullock, 5'11", 8.9; Pete Adams, 6'8", 8.2; Bob Lafferty, 6'5", 1.8.

Conference: Great Northwest
Colors: Green and Gold



Harry Larabee



Ron Beach

Sports Information Director: Tim McDiffett
Office Phone: (907) 786-1295
Home Phone: (907) 243-5772
Series Record: 0-0

University of Alabama

November 23-25
Great Alaskan Shootout
Anchorage, Alaska



Location: Birmingham, Alabama
Nickname: Blazers
Home Court: Birmingham Coliseum
(17,000)
Head Coach: Gene Bartow
(NE Missouri State '53)
Record at School: 123-63, 6 years
Overall Record: 405-212, 22 years
1983-84 Record: 23-11

Returning Lettermen: Steve Mitchell, 6'1", 13.5; Jerome Mincy, 6'6", 11.3; Marvin Ray Johnson, 6'7", 5.6; Anthony Gordon, 6'7", 5.4; James Ponder, 6'1", 3.5; Archie Johnson, 6'8", 3.5; Murray Bartow, 5'10", 1.0; Greg Matta, 6'4", 0.4.

Top Newcomers: Eddie Collins, 6'9"; Bruce Baker, 6'7"; Michael Charles, 6'4"; Reginald Turner, 6'8"; John Brown, 6'4"; Tracy Foster, 6'4"; Cedric Evans, 6'9".

Lettermen Lost: McKinley Singleton, 6'5", 14.6; Luellen Foster, 6'4", 7.2; Eugene Jones, 6'5", 2.0.

Conference: Sun Belt
Colors: Green and Gold



Gene Bartow



Steve Mitchell

Sports Information Director: Ken Letson
Office Phone: (205) 934-7252
Home Phone: (205) 252-3901
Series Record: 0-0

Idaho State

November 23-25
Great Alaskan Shootout
Anchorage, Alaska



Location: Pocatello, Idaho
Nickname: Bengals
Home Court: ISU Minidome
(7,938)
Head Coach: Wayne Ballard
(Houston '66)
Record at School: 22-37, 2 years
Overall Record: 22-37, 2 years
1983-84 Record: 12-20

Returning Lettermen: Donn Holston, 6'4", 7.2; Ron McCants, 6'2", 1.9; Doug Moratzka, 6'6", 3.5; Nelson Peterson, 6'4", 10.6; Phil Rohr, 6'4", 5.6.

Top Newcomers: Bruce Gaitor, 6'5", F-G; Adrian Dorton, 6'7", F; Brett Oliver, 6'9", C; Mike Graefe, 6'2", G.

Lettermen Lost: Buck Chavez, 6'5", 11.9; Fred Demerson, 6'1", 3.8; Mike Denkers, 6'7", 10.6; Greg Houskeeper, 6'9", 2.3; Tony Malveaux, 5'11", 4.0; Mike Williams, 6'8", 13.2.

Conference: Big Sky
Colors: Orange and Black



Wayne Ballaed



Nelson Peterson

Sports Information Director: Glenn Alford
Office Phone: (208) 236-3651
Home Phone: (208) 233-0516
Series Record: 0-0

Illinois

November 23-25
Great Alaskan Shootout
Anchorage, Alaska



Location: Champaign, Illinois
Nickname: Fighting Illini
Home Court: Assembly Hall
(16,153)
Head Coach: Lou Henson
(New Mexico State '55)
Record at School: 170-100, 9 years
Overall Record: 410-207, 22 years
1983-84 Record: 26-5

Returning Lettermen: Efreem Winters, 6'9", 14.7; Bruce Douglas, 6'3", 12.9; Doug Altenberger, 6'4", 11.4; George Montgomery, 6'8", 9.7; Scott Meents, 6'9", 5.2; Tom Schaffer, 6'7", 2.7; Tony Wysinger, 5'10", 1.9; Anthony Welsh, 6'9", 7.0.

Top Newcomers: Ken Norman, 6'7"; Jens Kujawa, 7'0"; Olaf Blab, 7'0"; Scott Haffner, 6'4"; Glynn Blackwell, 6'4".

Lettermen Lost: Quinn Richardson, 5'11", 7.7

Conference: Big Ten

Colors: Orange and Blue



Lou Henson

Efreem Winters

Sports Information Director: Tab Bennett


Office Phone: (217) 333-1390

Home Phone: (217) 359-4784

Series Record: 1-0 Illinois

Kansas

November 23-25
Great Alaskan Shootout
Anchorage, Alaska



Location: Lawrence, Kansas
Nickname: Jayhawks
Home Court: Allen Field House
(15,200)
Head Coach: Larry Brown
(North Carolina '62)
Record at School: 22-10, 1 year
Overall Record: 64-27, 3 years
1983-84 Record: 22-10

Returning Lettermen: Mark Turgeon, 5'10", 4.3; Greg Dreiling, 7'1", 9.7; Tad Boyle, 6'4", 1.8; Calvin Thompson, 6'6", 11.3; Ron Kellogg, 6'5", 6.1; Cedric Hunter, 6'0", 4.2.

Top Newcomers: Danny Manning, 6'11"; Tyrone Jones, 6'6"; Altonio Campbell, 6'0"; Milton Newton, 6'4"; Rodney Hull, 6'7".

Lettermen Lost: Carl Henry, 6'5", 16.8; Kelly Knight, 6'8", 11.4; Brian Martin, 6'9", 5.1; Tim Banks, 6'2", 1.2.

Conference: Big Eight

Colors: Crimson and Blue



Larry Brown

Greg Dreiling

Sports Information Director: Doug Vance


Office Phone: (913) 864-3417

Home Phone: (913) 841-1247

Series Record: 2-0 Kansas

Oregon

November 23-25
Great Alaskan Shootout
Anchorage, Alaska



Location: Eugene, Oregon
Nickname: Ducks
Home Court: McArthur Court
(10,099)
Head Coach: Don Monson
(Idaho '55).
Record at School: 16-13, 1 year
Overall Record: 116-54, 6 years
1983-84 Record: 16-13

Returning Lettermen: Blair Rasmussen, 7'0", 16.6; Greg Trapp, 6'7", 8.4; Chris Harper, 6'2", 11.2; Mike Matheson, 6'7", 4.0; Kenny Sprague, 6'7", 1.7; David Girley, 6'0", 1.5; Donald Dutton, 6'1", 3.0; Jerry Adams, 6'8", RS; Greg Bell, 6'1", RS.

Top Newcomers: Anthony Taylor, 6'4"; Rick Osborn, 6'4".

Lettermen Lost: David Brantley, 6'4", 10.0; Gary Gatewood, 6'3", 8.8.

Conference: Pac-10

Colors: Green and Yellow



Don Monson

Blair Rasmussen

Sports Information Director: Steve Hellyer

Office Phone: (503) 686-5488

Home Phone: (503) MUD-DUCK

Series Record: 0-0

Tennessee

November 23-25
Great Alaskan Shootout
Anchorage, Alaska



Location: Knoxville, Tennessee
Nickname: Volunteers
Home Court: Stokely Athletics Center (12,700)
Head Coach: Don DeVoe (Ohio State '64)
Record at School: 121-67, 6 years
Overall Record: 238-137, 13 years
1983-84 Record: 21-14

Returning Lettermen: Fred Jenkins, 6'3", 10.1; Tony White, 6'2", 9.2; Rob Jones, 6'7", 7.8; Kevin Woods, 6'5", 4.7; Kirk Naler, 6'8", 3.1; Myron Carter, 6'2", 2.0; Anthony Richardson, 6'6", 2.0; Tyrone Harper, 6'7", 1.7; John Snodgrass, 6'10", 1.6; Michael Brooks, 6'2", RS, 14.1, Jr. year.

Top Newcomers: Sam Arterburn, 6'6"; Ron Hausley, 6'4"; Lionel Miller, 6'5"; Stacey Thomas, 6'7"; Wayne Tiller, 6'8".

Lettermen Lost: Willie Burton, 6'7", 13.5; Dan Federmann, 6'10", 8.0; Tyrone Beaman, 5'11", 6.8.

Conference: Southeastern
Colors: Orange and White



Don DeVoe



Fred Jenkins

Sports Information Director: Haywood Harris
Office Phone: (615) 974-1215
Home Phone: (615) 584-3347
Series Record: 2-1 Tennessee

West Virginia

December 1 8:00 P.M.
College Park, Maryland
Cole Field House



Location: Morgantown, West Va.
Nickname: Mountaineers
Home Court: West Virginia Coliseum (14,000)
Head Coach: Gale Cattlett (West Virginia '63)
Record at School: 124-60, 6 years
Overall Record: 250-104, 12 years
1983-84 Record: 20-12

Returning Lettermen: Lester Rowe, 6'5", 15.6; Dale Blaney, 6'4", 12.3; JJ Crawl, 6'1", 8.0; Vernon Odom, 6'2", 9.5; Darrell Pinckney, 6'9", 2.4; Lee Weary, 6'2", 0.5; Bernard Wolf, 6'9", 0.7; Eric Semisch, 6'8", 1.3.

Top Newcomers: Herbie Brooks, 6'2"; Aundrae Davis, 6'5"; Wade Smith, 6'10"; Wayne Yearwood, 6'7".

Lettermen Lost: Tim Kearney, 6'11", 7.6; Mike King, 6'5", 8.8.

Conference: Atlantic 10
Colors: Blue and Gold



Gale Cattlett



Lester Rowe

Sports Information Director: Joe Boczek
Office Phone: (304) 293-2821
Home Phone: (304) 598-3450
Series Record: 18-10 West Virginia

Cleveland State

December 5 8:00 P.M.
College Park, Maryland
Cole Field House



Location: Cleveland, Ohio
Nickname: Vikings
Home Court: Woodling Gym (3000)
Head Coach: Kevin Mackey (St. Anselm '67)
Record at School: 14-16, 1 year
Overall Record: 14-16, 1 year
1983-84 Record: 14-16

Returning Lettermen: Clinton Ransley, 6'4", 13.4; Vince Richards, 6'2", 10.7; Eric Mudd, 6'7", 7.5; Shawn Hood, 5'8", 5.2; Steve Corbin, 6'1", 6.7; Eddie Bryant, 5'10", 5.8; Stan Pittman, 6'2", 1.2.

Top Newcomers: Tyrone Kingwood, 6'2", g; Eugene Miles, 6'9", c; Clinton Smith, 6'6", g/f.

Lettermen Lost: Dave Youdath, 6'8", 13.7; Lionel King, 6'5", 4.4; Tom Bragg, 6'4", 3.2; Bill Evans, 6'5", 2.7; Derrick Howell, 6'8", 2.3; Kermit Sharp, 6'1", 2.1; Rick Rader, 5'11", 0.0.

Conference: AMCU-8
Colors: Forest Green and White



Kevin Mackey



Clinton Ransley

Sports Information Director: Merle Levin
Office Phone: (216) 687-4818
Home Phone: (216) 423-0293
Series Record: 0-0

Alabama

December 8 7:30 P.M.
Birmingham Coliseum
(17,000)
Birmingham, Alabama



Location: University, Alabama
Nickname: Crimson Tide
Home Court: Memorial Coliseum
(15,043)
Head Coach: Wimp Sanderson
(Florence State '59)
Record at School: 80-42, 5 years
Overall Record: 80-42, 5 years
1983-84 Record: 18-12
Returning Lettermen: Bobby Lee
Hurt, 6'9", 15.6; Buck Johnson,
6'7", 17.0; Darrell Neal, 6'8", 7.1;
Terry Corner, 6'2", 5.8; Craig Dud-
ley, 6'4", 2.9; Mark Farmer, 6'11",
0.7; Jim Farmer, 6'3", 1.8.
Top Newcomers: Mark Gottfried,
6'1"; Jimmy Smith, 6'4"; Derrick
McKey, 6'9"; Paul Stewart, 6'6".
Lettermen Lost: Terry Williams,
6'10", 14.3; Eric Richardson, 6'3",
10.3; Rex Jones, 6'3", 1.4.
Conference: Southeastern
Colors: Crimson and White



Wimp Sanderson

Bobby Lee Hurt

Sports Information Director: Wayne
Atcheson
Office Phone: (205) 348-6084
Home Phone: (205) 556-8610
Series Record: 1-0 Maryland

Ohio State

December 8 8:00 P.M.
College Park, Maryland
Cole Field House



Location: Columbus, Ohio
Nickname: Buckeyes
Home Court: St. John Arena
(13,591)
Head Coach: Eldon Miller
(Wittenberg '61)
Record at School: 137-94, 8 years
Overall Record: 365-217, 22 years
1983-84 Record: 15-14
Returning Lettermen: Troy Taylor,
G, 6'0", 14.0; Ronnie Stokes, G,
5'11", 12.0; Clarence McGee, F,
6'7", 4.3; Keith Wesson, C, 6'9", 4.2;
Curtis Wilson, G, 6-1, 1.2; Dennis
Hopson, F, 6'5", 5.3; Dave Jones,
G, 6'2", 6.5.
Top Newcomers: Brad Sellers, C, 7'1"
(transfer from Wisconsin); John
Anderson, C, 6'9"; Scott Anderson,
G, 6'4"; Joe Dumas, F, 6'10"; Kip
Lomax, G, 6'2".
Lettermen Lost: Tony Campbell,
6'7", 18.6.
Conference: Big Ten
Colors: Scarlet and Gray




Eldon Miller

Troy Taylor

Sports Information Director: Marvin
Homan
Office Phone: (614) 422-6862
Home Phone: (614) 885-5622
Series Record: 2-1 Ohio State

Loyola College Baltimore

December 22 8:00 P.M.
Baltimore Civic Center
Baltimore, Maryland



Location: Baltimore, MD
Nickname: Greyhounds
Home Court: Emil G. Reitz Arena
(3000)
Head Coach: Mark Amatucci
(Juniata, '74)
Record at School: 20-36, 2 years
Overall Record: 20-36, 2 years
1983-84 Record: 16-12
Returning Lettermen: Maurice
Hicks, 5'9", 16.1; Tom Gormley,
6'1", 13.5; David Gately, 6'3", 12.7;
Tommy Lee, 6'5", 8.4; Aubrey
Revely, 6'3", 7.8; Kevin Carter,
6'5", 5.1.
Top Newcomers: Glenn Rogers, 6'7";
Brad Meyers, 6'7"; Vernon Hill,
6'4"; James Tubman, 5'9".
Lettermen Lost: David Urban, 6'5",
8.1; Steve Rossiter, 6'6", 5.2.
Conference: ECAC Metro
Colors: Green and White



Mark Amatucci

Maurice Hicks

Sports Information Director: Joseph
Quinlan, Jr.
Office Phone: (301) 323-1010
Home Phone: (301) 433-0309
Series Record: 1-4 Loyola

Arkansas

December 25-28
Rainbow Classic
Honolulu, Hawaii



Location: Fayetteville, Arkansas
Nickname: Razorbacks
Home Court: Barnhill Arena (9000)
Head Coach: Eddie Sutton (Oklahoma State '58)
Record at School: 238-62, 10 years
Overall Record: 320-112, 15 years
1983-84 Record: 25-7

Returning Lettermen: Joe Kleine, 6'11", 16.7; Charles Balentine, 6'6", 7.7; Scott Rose, 5'10", 2.7; Mike Ratcliff, 6'4", 2.0; Keenan DeBose, 6'5", 1.8; Jay Crane, 6'8½", 1.2; Eric Poerschke, 6'7", 0.7.

Top Newcomers: Andrew Lang, 6'11"; Kenny Hutchinson, 6'3"; William Mills, 6'7"; Allie Freeman, 6'2"; Stephan Moore, 6'8½".

Lettermen Lost: Alvin Robertson, 6'4", 15.5; LeRoy Sutton, 6'6", 8.4; Ricky Norton, 6'2", 8.6; Darryl Bedford, 6'8", 2.1; Robert Kitchen, 6'4", 1.7; Robert Brannon, 6'7", 1.1; Jimmy Dykes, 6'0", 0.0.

Conference: Southwest
Colors: Cardinal and White



Eddie Sutton



Joe Kleine

Sports Information Director: Rick Schaeffer
Office Phone: (501) 575-2751
Home Phone: (501) 521-7393
Series Record: 0-0

Cornell

December 25-28
Rainbow Classic
Honolulu, Hawaii



Location: Ithaca, New York
Nickname: Big Red
Home Court: Barton Hall (5500)
Head Coach: Tom Miller (U.S. Military Academy '70)
Record at School: 43-61, 4 years
Overall Record: 43-61, 4 years
1983-84 Record: 16-10

Returning Lettermen: Ken Bantum, 6'7", 14.2; Drew Martin, 6'4", 10.6; Len Palmer, 6'5", 4.8; John Bajusz, 6'1", 10.7; Sam Givens, 6'2", 2.3; Eric King, 6'4", 0.7; Fred Hedengren, 6'8", 0.1; Derek Williams, 5'11", 2.4.

Top Newcomers: Wolfgang Florin, 6'6"; Greg Gilda, 6'8"; Mike Millane, 6'5"; James Paul, 6'5".

Lettermen Lost: Brad Bomba, 6'7", 10.5; Andy Loder, 6'4", 1.6.

Conference: Ivy League
Colors: Carnelian Red and White



Tom Miller



Ken Bantum

Sports Information Director: Dave Wohlhueter
Office Phone: (607) 256-3752
Home Phone: (607) 273-5891
Series Record: 0-0

Georgia Tech

Dec. 25-28 Rainbow Classic
Honolulu, Hawaii
February 2 9:00 P.M.
College Park, Maryland
Cole Field House
Feb. 19, 3:30 P.M., Atlanta, GA
Alexander Memorial Coliseum



Location: Atlanta, Georgia
Nickname: Rambling Wreck/Yellow Jackets
Home Court: Alexander Memorial Coliseum (8000)
Head Coach: Bobby Cremins (South Carolina '70)
Record at School: 41-42, 3 years
Overall Record: 141-112, 9 years
1983-84 Record: 18-11

Returning Lettermen: Bruce Dalrymple, 6'3", 13.6; Yvon Joseph, 6'11", 11.9; Jack Mansell, 6'7", 1.1; Craig Neal, 6'4", 5.4; Scott Petway, 6'6", 4.1; Mark Price, 6'0", 15.6; John Salley, 6'11", 11.8; Ron Williams, 6'0", 0.4.

Top Newcomers: Bud Adams, 6'7"; Duane Ferrell, 6'6"; Antoine Ford, 7'0"; John Martinson, 6'1"; Willie Reese, 6'10".

Lettermen Lost: Anthony Byrd, 6'2", 4.6; Greg Wilson, 6'8", 0.9.

Conference: Atlantic Coast
Colors: Old Gold and White



Bobby Cremins




Mark Price

Sports Information Director: Mike Finn
Office Phone: (404) 894-5445
Home Phone: (404) 938-9910
Series Record: 11-5 Maryland

Hawaii

December 25-28
Rainbow Classic
Honolulu, Hawaii



Location: Honolulu, Hawaii
Nickname: Rainbows
Home Court: Neil S. Blaisdell Center (7,575)
Head Coach: Larry Little (Illinois State '62)
Record at School: 93-125, 8 years
Overall Record: 193-158, 13 years
1983-84 Record: 6-10
Returning Lettermen: Ray Arthur, 6'8", 7.0; William Colston, 5'11", 4.4; Michael Hutcherson, 6'2", 0.3; Sam Johnson, 6'4", 4.1; Andre Morgan, 6'4", 8.9; Bill Mosier, 6'8", 1.2.
Top Newcomers: Joe Cowan, 6'10"; Anthony Jones, 6'6"; George Kohelem, 6'4"; Kenny Walker, 6'4".
Lettermen Lost: Larry Connors, 6'7", 2.6; Dan Hale, 6'5", 4.2; Rogue Harris, 7'2", 4.5; Greg Hicks, 6'5", 12.6; Jack Miller, 6'7", 15.4; Crosetti Speight, 6'3", 7.9.
Conference: Western Athletic
Colors: Green and White



Larry Little

Ray Arthur

Sports Information Director: Ed Inouye
Office Phone: (808) 948-7523
Series Record: 0-0

Iowa

December 25-28
Rainbow Classic
Honolulu, Hawaii



Location: Iowa City, Iowa
Nickname: Hawkeyes
Home Court: Carver-Hawkeye Arena (15,450)
Head Coach: George Raveling (Villanova '60)
Record at School: 13-15, 1 year
Overall Record: 180-151, 12 years
1983-84 Record: 13-15
Returning Lettermen: Andre Banks, 6'4", 4.5; Todd Berkenpas, 6'2", 3.9; Bryan Boyle, 6'7", 2.0; Ken Fullard, 5'10", 0.8; Brad Lohaus, 7'0", 6.8; Michael Payne, 6'11", 9.3; Dave Snedeker, 6'8", 0.7; Greg Stokes, 6'10", 14.9.
Top Newcomers: Al Lorenzen, 6'8"; Clarence Jones, 6'7"; Jeff Moe, 6'3"; Gerry Wright, 6'8" (transfer from USC); Michael Morgan, 6'4"; Michael Reaves, 6'2".
Lettermen Lost: Steve Carfino, 6'2", 11.7; Craig Anderson, 6'7", 4.1; Waymond King, 6'0", 0.4.
Conference: Big Ten
Colors: Old Gold and Black



George Raveling

Greg Stokes

Sports Information Director: George Wine
Office Phone: (319) 353-3038
Home Phone: (319) 337-3933
Series Record: 0-0

Iowa State

December 25-28
The Rainbow Classic
Honolulu, Hawaii



Location: Ames, Iowa
Nickname: Cyclones
Home Court: James H. Hilton Coliseum (14,020)
Head Coach: Johnny Orr (Beloit '49)
Record at School: 48-63, 4 years
Overall Record: 296-209, 19 years
1983-84 Record: 16-13
Returning Lettermen: Barry Stevens, 6'5", 22.2; Jeff Hornacek, 6'3", 10.0; David Moss, 6'8", 7.3; Ron Virgil, 6'4", 4.5; Sam Hill, 6'8", 2.1; Brad Dudek, 2.1; Ray Harris, 6'6", 1.3; Wes Wallace, 6'2", 0.9; Tom Peterson, 6'5", 0.4.
Top Newcomers: Jeff Grayer, 6'5"; Eli Parker, 6'4"; Gary Thompkins, 6'3".
Lettermen Lost: Ron Harris, 6'3", 10.9; Terrence Allen, 6'0", 11.0; David Rauker, 6'5", 0.0; John Culbertson, 6'9", 2.3.
Conference: Big Eight
Colors: Cardinal and Gold



Johnny Orr

Barry Stevens

Sports Information Director: Kirk Hendrix
Office Phone: (515) 294-3372
Home Phone: (515) 292-6771
Series Record: 0-0

Washington

December 25-28
Rainbow Classic
Honolulu, Hawaii



Location: Seattle, Washington
Nickname: Huskies
Home Court: Hec Edmundson Pavilion
Head Coach: Marv Harshman (Pacific Lutheran '42)
Record at School: 222-136, 13 years
Overall Record: 620-438, 39 years
1983-84 Record: 24-7
Returning Lettermen: Detlef Schrempf, 6'9½", 16.8; Christian Welp, 7'0", 10.6; Paul Fortier, 6'9", 9.1; Shag Williams, 6'3½", 6.1; Reggie Rogers, 6'7", 4.9; Clay Damon, 6'3½", 3.3; Gary Gardner, 6'3", 2.1; Flosi Sigurdsson, 7'0", 0.9; Kevin Vadato, 6'5", 0.4.
Top Newcomers: Steve Evenson, 6'7"; J.D. Taylor, 6'5"; Troy Morrell, 6'2"; David Wilson, 6'2".
Lettermen Lost: Alvin Vaughn, 5'11", 7.6; Dave Koehler, 6'0", 1.7; Tim Kuyper, 6'7", 3.7; Pete Shimer, 6'2", 0.2.
Conference: Pacific-10
Colors: Purple and Gold



Marv Harshman Detlef Schrempf

Sports Information Director: Mike Wilson
Office Phone: (206) 543-6441
Home Phone: (206) 746-5347
Series Record: 0-0

N. C. State

January 2 9:00 P.M.
College Park, Maryland
Cole Field House
February 27 7:30 P.M.
Raleigh, North Carolina
Reynolds Coliseum



Location: Raleigh, North Carolina
Nickname: Wolfpack
Home Court: Reynolds Coliseum (12,400)
Head Coach: Jim Valvano (Rutgers '67)
Record at School: 81-47, 4 Years
Overall Record: 217-144, 9 Years
1983-84 Record: 19-14
Returning Lettermen: Spud Webb, 5'7", 9.8; George McClain, 6'0", 1.7; Bennie Bolton, 6'7", 3.1; Terry Gannon, 6'1", 11.4; Ernie Myers, 6'5", 9.5; Russell Pierre, 6'8", 7.9; Mike Warren, 6'7", 0.9; Lorenzo Charles, 6'7", 18.0; Cozell McQueen, 6'11", 7.4.
Top Newcomers: Vincent Del Negro, 6'3"; Quentin Jackson, 6'1"; Nate McMillan, 6'5"; John Thompson, 6'7".
Lettermen Lost: Alvin Battle, 6'7", 0.0; Rodney Butts, 6'7", 1.3; Walt Densmore, 6'7", 0.2; Tommy Dinardo, 6'6", 0.0; Harold Thompson, 6'6", 1.6.
Conference: Atlantic Coast Conference
Colors: Red and White



Jim Valvano Lorenzo Charles

Sports Information Director: Ed Seaman
Office Phone: (919) 737-2102
Home Phone: (919) 829-9186
Series Record: 54-36 N.C. State

Dayton

January 5, 1985 8:00 P.M.
Dayton, Ohio



Location: Dayton, Ohio
Nickname: Flyers
Home Court: U of Dayton Arena (13,455)
Head Coach: Don Donoher (Dayton '54)
Record at School: 363-202, 20 years
Overall Record: 363-202, 20 years
1983-84 Record: 21-11
Returning Lettermen: Ed Young, 6'7", 13.4; Sedric Toney, 6'2", 11.6; Damon Goodwin, 6'6", 10.1; Larry Schellenberg, 6'3", 6.6; Dan Christie, 6'1", 3.6; Jeff Zern, 6'9", 2.0; Ted Harris, 6'1", 2.0; Don Hughes, 6'9", 0.8; Anthony Grant, 6'5", 0.8; Rory Dahlinghaus, 6'8", 0.7; Jeff Tressler, 6'11", 0.8; Jim Shields, 6'8", 0.4.
Top Newcomers: Eric Matthews, 6'3"; Steve Smith, 6'5"; Dave Colbert, 6'8" - RS.
Lettermen Lost: Roosevelt Chapman, 6'5", 21.8.
Conference: Independent
Colors: Red and Blue



Don Donoher Ed Young

Sports Information Director: Doug Hauschild
Office Phone: (513) 229-4421
Home Phone: (513) 293-8441
Series Record: 2-0 Maryland

North Carolina

January 9 8:00 P.M.
Chapel Hill, North Carolina
Carmichael Auditorium
February 13 9:00 P.M.
College Park, Maryland
Cole Field House



Location: Chapel Hill, North Carolina

Nickname: Tar Heels

Home Court: Carmichael Auditorium (10,000)

Head Coach: Dean Smith (Kansas '53)

Record at School: 524-156, 23 Years

Overall Record: 524-156, 23 Years

1983-84 Record: 28-3

Returning Lettermen: Buzz Peterson, 6'4", 3.7; Timo Makkonen, 6'11", 0.3; Brad Daugherty, 6'11", 10.5; Steve Hal, 6'3", 5.2; Cliff Morris, 6'3", 0.5; Dave Popson, 6'9", 1.9; Kenny Smith, 6'2", 9.1; Joe Wolf, 6'10", 3.4.

Top Newcomers: Matt Brust, 6'5"; Ranzino Smith, 6'0".

Lettermen Lost: Sam Perkins, 6'10", 17.6; Matt Doherty, 6'8", 9.8; Michael Jordon, 6'5", 19.6; Cecil Exum 6'6", 2.3.

Conference: Atlantic Coast

Colors: Carolina Blue & White



Dean Smith



Brad Daugherty

Sports Information Director: Rick Brewer

Office Phone: (919) 962-2123

Home Phone: (919) 929-2721

Series Record: 77-33 North Carolina

Duke

January 14 8:00 P.M.
College Park, Maryland
Cole Field House
February 9 3:00 P.M.
Durham, North Carolina
Cameron Indoor Stadium



Location: Durham, North Carolina

Nickname: Blue Devils

Home Court: Cameron Indoor Stadium (8,564)

Head Coach: Mike Krzyzewski (Army '69)

Record at School: 62-57, 4 years

Overall Record: 135-116, 9 years

1983-84 Record: 24-10

Returning Lettermen: Mark Alarie, 6'8", 17.5; Tommy Amaker, 6'0", 7.5; Todd Anderson, 6'9", 0.5; Jay Bilas, 6'8", 8.1; Jay Bryan, 6'8", 0.6; Vince Crump, 6'6", 0.1; Johnny Dawkins, 6'2", 19.4; David Henderson, 6'5", 13.5; Dan Meagher, 6'7", 7.9; Martin Nessley, 7'2", 1.4; Weldon Williams, 6'6", 0.0.

Top Newcomers: Billy King, 6'6"; Kevin Strickland, 6'5".

Lettermen Lost: Richard Ford, 5'10", 0.2; Doug McNeelt, 6'5", 2.4.

Conference: Atlantic Coast

Colors: Royal Blue and White



Mike Krzyzewski



Johnny Dawkins

Sports Information Director: Tom Mickle

Office Phone: (919) 684-2633

Home Phone: (919) 489-5275

Series Record: 61-46 Duke

Clemson

January 16 8:00 P.M.
College Park, Maryland
Cole Field House
February 17 1:30 P.M.
Clemson, South Carolina
Littlejohn Coliseum



Location: Clemson, South, Carolina

Nickname: Tigers

Home Court: Littlejohn Coliseum (10,790)

Head Coach: Cliff Ellis (Florida State '68)

Record at School: First Year

Overall Record: 171-84, 9 years

1983-84 Record: 22-8 at South Alabama

Returning Lettermen: Vincent Hamilton, 6'4", Anthony Jenkins, 6'7", 10.1; Chris Michael, 6'5", 7.5; Raymond Jones, 6'8", 7.0; Horace Grant, 6'9", 5.7; Warren Wallace, 6'2", 2.9; Glen McCants, 6'9", 1.8.

Top Newcomers: Harvey Grant, 6'9"; Glenn Corbit, 6'6"; Anthony Blackman, 6'3".

Lettermen Lost: Murray Jarman, 6'6", 15.0; Marc Campbell, 6'2", 7.1; Mike Eppley, 6'2", 3.2; Clarke Bynum, 6'7", 1.7; David Shaffer, 6'7", 5.3.

Conference: Atlantic Coast

Colors: Purple and Orange



Cliff Ellis



Vincent Hamilton

Sports Information Director: Bob Bradley

Office Phone: (803) 656-2101/2114

Home Phone: (803) 654-5419

Series Record: 58-26 Maryland

Nevada Las Vegas

January 19 3:00 P.M.
Las Vegas, Nevada



Location: Las Vegas, Nevada
Nickname: Running Rebels
Home Court: Thomas & Mack Center (18,500)
Head Coach: Jerry Tarkanian (Fresno State '55)
Record at School: 259-72, 11 years
Overall Record: 593-118, 23 years
1983-84 Record: 29-6
Returning Lettermen: Richie Adams, 6'9", 12.7; Fred Banks, 6'2", 4.9; Ed Catchings, 6'8", 12.3; Ricky Collier, 6'5", 2.8; John Flowers, 6'10", 7.1; Spoon James, 6'6", 11.5.
Top Newcomers: Leon Symanski, 6'8"; Chris Fancher, 6'0".
Lettermen Lost: Danny Tarkanian, 6'2", 7.3; Jeff Collins, 6'2", 11.2; Paul Brozovich, 6'10", 4.4; Eric Booker, 6'4", 9.9.
Conference: Pacific Coast Athletic Association
Colors: Scarlet and Gray



Jerry Tarkanian



Richie Adams

Sports Information Director: Joyce Aschenbrenner
Office Phone: (702) 739-3207
Home Phone: (702) 739-9628
Series Record: 1-1

Holy Cross

January 21 8:00 P.M.
College Park, Maryland
Cole Field House



Location: Worcester, Massachusetts
Nickname: Crusaders
Home Court: Hart Center (4,000) Centrum (12,000)
Head Coach: George Blaney (Holy Cross '61)
Record at School: 203-140, 12 years
Overall Record: 267-189, 17 years
1983-84 Record: 12-18
Returning Lettermen: Dennis Ahern, 6'6", 1.7; Walter Coates, 6'8", 2.4; Dave Hohman, 6'6", 2.0; Myles Maguire, 6'11", 0.6; Brian Reale, 6'4", 6.7; Jim Runcie, 6'2", 10.1; Larry Westbrook, 6'1", 8.9.
Top Newcomers: Paul Durkee, 6'7"; Jim McCaffrey, 6'1"; Doug McCrory, 6'4"; Bill Meyer, 6'7".
Lettermen Lost: Pat Elzie, 6'8", 20.4; Ernie Floyd, 6'9", 15.6; Champ Godbolt, 6'4", 12.6; Richie Guerin, 6'2", 0.6; Darren Maloney, 6'7", 6.4.
Conference: MAAC
Colors: Royal Purple and White



George Blaney



Dave Hohman

Sports Information Director: Gregg Burke
Office Phone: (617) 793-2583
Home Phone: (617) 832-6616
Series Record: 3-0 Maryland

Notre Dame

January 26 1:00 P.M.
College Park, Maryland
Cole Field House



Location: South Bend, Indiana
Nickname: Fighting Irish
Home Court: Athletic and Convocation Center (11,345)
Head Coach: Richard "Digger" Phelps (Rider '63)
Record at School: 256-123, 13 years
Overall Record: 282-126, 14 years
1983-84 Record: 21-12
Returning Lettermen: JoJo Buchanan, 6'2", 3.1; Dan Duff, 6'0", 3.3; Scott Hicks, 6'3", 4.8; Joseph Price, 6'5", 5.8; Joe Howard, 5'9", 5.5; John Bowen, 6'8", 1.1; Jim Dolan, 6'8", 7.3; Donald Royal, 6'7", 3.4; Barry Spencer, 6'7", 0.8; Ken Barlow, 6'10", 9.0; Tim Kempton, 6'9", 10.3.
Top Newcomers: Matt Beeuwsaert, 6'6"; David Rivers, 6'0"; Drazen Petrovic, 6'4"; Gary Voce, 6'9"; Jeff Peters, 6'4".
Lettermen Lost: Tom Sulby, 6'4", 18.7; Cecil Rucker, 6'8", 1.4.
Conference: Independent
Colors: Blue and Gold



Richard "Digger" Phelps



Ken Barlow

Sports Information Director: Roger O. Valdiserri
Office Phone: (219) 239-7516
Home Phone: (219) 277-0695
Series Record: 6-5 Notre Dame

Villanova

January 27 2:30 P.M.
College Park, Maryland
Cole Field House



Location: Villanova, Pennsylvania

Nickname: Wildcats

Home Court: Villanova Arena
(3,200)

Head Coach: Roland "Rollie"
Massimino (Vermont '56)

Record at School: 203-127, 11 years

Overall Record: 237-143, 13 years

1983-84 Record: 19-12

Returning Lettermen: Ed Pinckney, 6'9½", 15.4; Dwayne McClain, 6'6", 13.1; Harold Pressley, 6'7", 12.6; Gary McLain, 6'0", 7.4; Dwight Wilbur, 6'2", 5.7; Harold Jensen, 6'4", 2.7; Chuck Everson, 7'0", 1.9; Connally Brown, 6'7½", 1.2; Brian Harrington, 6'0", 0.3; Massimino, 5'10", 0.1; Steve Pinone, 6'4", 0.1. Roland "R.C."

Top Newcomers: Veltra Dawson, 6'1"; Mark Plansky, 6'6".

Lettermen Lost: Frank Dobbs, 10.3; Michael Enright, 0.5.

Conference: Big East

Colors: Blue and White



Roland "Rollie"
Massimino

Ed Pinckney

Sports Information Director: Craig Miller

Office Phone: (215) 645-4121

Home Phone: (215) 622-5056

Series Record: 0-0

Virginia

January 30 8:00 P.M.
College Park, Maryland
Cole Field House
March 3 1:30 P.M.
Charlottesville, Virginia
University Hall



Location: Charlottesville, Virginia

Nickname: Cavaliers, Wahoos

Home Court: University Hall
(9,000)

Head Coach: Terry Holland
(Davidson '64)

Record at School: 214-95, 10 years

Overall Record: 306-138, 15 years

1983-84 Record: 21-12

Returning Lettermen: Kenny Johnson, 6'0", 1.0; Dan Merrifield, 6'6", 3.0; Jim Miller, 6'8", 10.8; Tim Mullen, 6'5", 4.0; Olden Polynice, 6'11", 7.7; Tom Sheehy, 6'9", 7.3; Anthony Solomon, 5'10", 0.8.

Top Newcomers: Tom Calloway, 6'0"; John Duslin, 6'11"; John Johnson, 5'11"; Mel Kennedy, 6'5"; Tim Martin, 6'11"; Darrick Simms, 6'3".

Lettermen Lost: Rick Carlisle, 6'5", 11.1; Kenton Edelin, 6'8", 4.4; Ricky Stokes, 5'10", 6.4; Othell Wilson, 6'0", 13.8.

Conference: Atlantic Coast

Colors: Orange and Blue



Terry Holland

Jim Miller

Sports Information Director: Rich Murray

Office Phone: (804) 924-3011

Home Phone: (804) 978-2966

Series Record: 76-43 Maryland

Old Dominion

February 4 8:00 P.M.
College Park, Maryland
Cole Field House



Location: Norfolk, Virginia

Nickname: Monarchs/Big Blue

Home Court: Norfolk Scope
(10,258)

Head Coach: Paul Webb
(William & Mary '51)

Record at School: 177-87, 9 years

Overall Record: 492-245, 28 years

1983-84 Record: 19-12

Returning Lettermen: Matt White, 6'2", 0.4; Charlie Smith, 6'3", 11.8; Ronnie Wade, 6'6", 5.4; Keith Thomas, 6'3", 13.8; Mark Davis, 6'5", 14.2; Horace Lambert, 6'8", 5.3; Fred Facka, 6'5", 0.7; Kenny Gattison, 6'8", 11.1; Clarence Hanley, 6'10", 9.2.

Top Newcomers: Frank Smith, 6'0"; Sylvester Charles, 6'7"; Steve Trax, 6'6"; Darryl Tolson, 6'5"; Garrick Davis, 6'8"; Steve Seaman, 6'6".

Lettermen Lost: None

Conference: Sun Belt

Colors: Columbia Blue and White



Paul Webb

Mark Davis

Sports Information Director: Carol Hudson

Office Phone: (804) 440-3372

Home Phone: (804) 625-2061

Series Record: 2-0 Maryland

Wake Forest

February 6 7:30 P.M.
 Memorial Coliseum
 Winston-Salem, North Carolina
 February 24 1:30 P.M.
 College Park, Maryland
 Cole Field House



Location: Winston-Salem, North Carolina
Nickname: Demon Deacons
Home Court: Memorial Coliseum (8,100)
Head Coach: Carl Tacy (Davis & Elkins '56)
Record at School: 207-135, 12 years
Overall Record: 230-139, 13 years
1983-84 Record: 23-9

Returning Lettermen: Tyrone Bogues, 5'3", 1.2; Delaney Rudd, 6'2", 13.3; Kenny Green, 6'6", 17.8; Chuck Kopley, 6'4", 2.9; Lee Garber, 6'5", 6.2; Mark Cline, 6'7", 7.2; Mike Hillman, 6'9", 1.0; Craig Wessel, 7'0", 1.5.

Top Newcomers: Jeff McGill, 6'2"; Hartmut Ortmann, 6'8"; Charlie Thomas, 6'7"; Todd May, 6'8".

Lettermen Lost: John Toms, 6'6", 3.6; Scott Davis, 6'2", 2.4; Danny Young, 6'3", 9.6; Anthony Teachey, 6'9", 13.1.

Conference: Atlantic Coast
Colors: Old Gold and Black



Carl Tacy

Kenny Green

Sports Information Director: John Justus
Office Phone: (919) 761-5640
Home Phone: (919) 723-5650
Series Record: 35-34 Maryland

Towson State

February 21 8:00 P.M.
 College Park, Maryland
 Cole Field House



Location: Towson, Maryland
Nickname: Tigers
Home Court: Towson Center (5,200)
Head Coach: Terry Truax (Maryland '68)
Record at School: 10-19, 1 year
Overall Record: 10-19, 1 year
1983-84 Record: 10-19

Returning Lettermen: Bill Leonard, 6'2" G, 11.6; Steffan Bunsavage, 6'8", F, 12.4; Glenn Dieter, 6'7", C, 6.9; Greg McClinton, 6'9", C, 4.0; Ken Gorham, 6'3", G, 3.5; Roddy Kirk, 6'6", F, 5.5; Eliezar Gordan, 6'3", G, 3.0; Eran Grumberg, 6'3", G, 0.0.

Top Newcomers: John Jennings, 6'6" F; Butch Evans, 6'3", G; Kemp Banks, 6'6", F; Gary Mullen, 6'6", F; Mike Fink, 6'5", G.

Lettermen Lost: Tom Speicher 6'5", F, 5.5; Rica Page, 6'0", G, 7.3.


Conference: East Coast
Colors: Gold, Black and White



Terry Truax

Bill Leonard

Sports Information Director: Peter Schlehr
Office Phone: (301) 321-2232
Home Phone: (301) 838-9221
Series Record: 2-0 Maryland




Records Against All Opponents

	W	L		W	L
Alabama	1	0	Miami (Ohio)	2	1
American University	3	1	Michigan	1	2
Appalachian State	2	0	Michigan State	1	1
University of Arizona	1	0	Minnesota	2	0
Arizona State University	1	0	Mississippi	0	1
Air Force	2	0	Mississippi Aggies	0	1
Army	3	8	Mississippi State	0	2
Bainbridge Naval Station	0	2	Montana State	1	0
Baltimore University	2	0	Navy	29	26
Biscayne	1	0	Nevada Las Vegas	1	1
Boston College	2	0	New Mexico A&M	0	1
Boston University	2	0	New York University	1	0
Brown	3	0	Niagara	1	0
Bucknell	4	0	North Carolina-Charlotte	1	0
Buffalo	4	0	North Carolina	33	77
Canisius	7	0	North Carolina State	36	54
Catholic	11	6	Northwestern	0	1
Cincinnati	1	1	Notre Dame	5	6
Citadel	1	0	Ohio State	1	2
City College of New York	1	1	Ohio University	1	0
Clemson	58	26	Ohio Wesleyan	0	1
Columbia	2	0	Oklahoma State	1	0
Connecticut	0	1	Old Dominion	2	0
Creighton	1	0	Pennsylvania	1	11
Davidson	6	3	Penn State	8	6
Dayton	2	0	Pittsburgh	3	1
Delaware	2	0	Princeton	3	3
DePaul	1	0	Providence	0	1
DePauw	2	0	Quantico Marines	2	2
Dickinson	1	0	Randolph Macon	3	1
Duke	46	61	Rhode Island	2	0
Duquesne	6	0	Rhode Island State	0	1
East Carolina	5	0	Richmond	23	14
Eastern Kentucky	1	0	Rutgers	2	2
East Tennessee	1	0	St. Francis (Pa.)	1	0
Evansville	1	0	St. John's (Md.)	9	3
Farleigh Dickinson	1	0	St. John's (N.Y.)	1	1
Florida	0	1	St. Joseph's	3	1
Fordham	6	2	St. Peter's	1	0
Fort Belvoir	0	1	San Francisco	1	0
Gallaudet	6	1	Santa Clara	1	0
George Mason	1	0	Seton Hall	2	1
Georgetown	34	23	South Carolina	29	23
George Washington	30	22	Southern California	1	0
Georgia	1	4	Southern Illinois	0	1
Georgia Tech	11	5	Stevens Institute	4	1
Hampden-Sydney	2	2	Syracuse	5	0
Hofstra	1	0	Tampa	2	0
Holy Cross	3	0	Temple	1	1
Houston	1	1	Tennessee	1	2
Illinois	0	1	Tennessee Chattanooga	2	0
Indiana	1	1	Texas El Paso	1	1
Jacksonville	1	0	Texas Tech	1	0
Johns Hopkins	19	5	Towson	2	0
Kansas	0	2	Tulsa	1	0
Kansas State	1	0	UCLA	1	3
Kent State	1	0	U.S. Merchant Marine	1	2
Kentucky	3	4	Vanderbilt	1	0
Kentucky Wesleyan	1	0	Virginia	76	43
Kings Point	0	1	Virginia Military Institute	40	10
Lafayette	2	0	Virginia Tech	22	4
LaSalle	1	0	Wake Forest	35	33
Lehigh	1	0	Wagner	1	0
LIU	7	0	Washington & Lee	26	24
LSU	2	0	Washington College	13	4
Louisville	0	4	West Virginia	10	18
Loyola (Md.)	1	4	Western Kentucky	2	0
Loyola (Louisiana)	1	0	Western Maryland	12	0
Maine	1	0	Wichita	1	0
Marine Corps Institute	1	1	William & Mary	20	8
Marshall	2	2	Wisconsin	0	2
Maryland Eastern Shore	5	0	Wyoming	1	0
Memphis State	0	2	Xavier	1	0
Miami (Fla.)	3	3	Yale	1	0

All-Time High Scoring Games

130	East Carolina	106	1977-78	109	N.C. State	108	1977-78
129	Canisius	103	1978-79	109	Buffalo	70	1970-71
127	East Carolina	84	1975-76	109	Farleigh Dickinson	83	1980-81
127	Brown	82	1972-73	108	Johns Hopkins	65	1983-84
124	N.C. State	110	1978-79	107	George Washington	81	1965-66
122	Boston University	82	1975-76	107	West Virginia	92	1965-66
117	George Washington	96	1971-72	107	Canisius	80	1972-73
115	Miami (Ohio)	76	1979-80	107	Bucknell	97	1978-79
114	Marshall	89	1980-81	106	Bucknell	72	1976-77
113	Catholic	79	1979-80	106	North Carolina	94	1982-83
112	Fordham	73	1973-74	104	UMES	69	1983-84
111	Miami (Fla.)	77	1970-71	102	West Virginia (NCAA)	77	1983-84
111	Long Island Univ.	88	1975-76	101	Duke	90	1982-83
110	Virginia	75	1973-74				





Maryland Coaches' Record

TEAMS COACHED BY H. BURTON SHIPLEY:

	ALL GAMES		CONF. GAMES	
	Won	Lost	Won	Lost
1923-24	4	6	1	2
1924-25	11	4	3	1
1025-26	14	2	7	1
1926-27	10	9	6	4
1927-28	14	4	8	1
1928-29	7	8	2	5
1929-30	16	5	9	5
1930-31	14	4	8	1
1931-32	16	3	8	2
1932-33	11	8	7	3
1933-34	11	7	6	1
1934-35	8	10	4	3
1935-36	13	5	4	3
1936-37	9	10	4	8
1937-38	14	8	6	4
1938-39	13	8	8	3
1939-40	13	8	7	4
1940-41	i	21	0	1
1941-42	7	15	3	8
1942-43	8	8	5	5
1943-44	4	13	2	1
1944-45	2	13	2	5
1945-46	9	11	5	4
1946-47	14	9	9	4
	<u>243</u>	<u>199</u>	<u>124</u>	<u>91</u>

TEAMS COACHED BY "FLUCIE" STEWART:

	ALL GAMES		CONF. GAMES	
	Won	Lost	Won	Lost
1947-48	11	13	9	7
1948-49	9	17	8	7
1949-50	7	18	5	13
	<u>27</u>	<u>48</u>	<u>22</u>	<u>27</u>

TEAMS COACHED BY BUD MILLIKAN:

	ALL GAMES		CONF. GAMES	
	Won	Lost	Won	Lost
1950-51	16	11	11	8
1951-52	13	9	9	5
1952-53	15	8	12	3
1953-54	23	7	7	2
1954-55	17	7	10	4
1955-56	14	10	7	7
1956-57	16	10	9	5
1957-58	22	7	9	5
1958-59	10	13	7	7
1959-60	15	8	9	5
1960-61	14	12	6	8
1961-62	8	17	3	11
1962-63	8	13	4	10
1963-64	9	17	5	9


1964-65	18	8	10	4
1965-66	14	11	7	7
1966-67	11	14	5	9
	<u>243</u>	<u>182</u>	<u>130</u>	<u>109</u>

TEAMS COACHED BY FRANK FELLOWS:

	ALL GAMES		CONF. GAMES	
	Won	Lost	Won	Lost
1967-68	8	16	4	10
1968-69	8	18	2	12
	<u>16</u>	<u>34</u>	<u>6</u>	<u>22</u>

TEAMS COACHED BY "LEFTY" DRIESELL

	ALL GAMES		CONF. GAMES	
	Won	Lost	Won	Lost
1969-70	13	13	5	9
1970-71	14	12	5	9
1971-72	27	5	8	4
1972-73	23	7	7	5
1973-74	23	5	9	3
1974-75	24	5	10	2
1975-76	22	6	7	5
1976-77	19	8	7	5
1977-78	15	13	3	9
1978-79	19	11	7	7
1979-80	24	7	11	3
1980-81	21	10	8	6
1981-82	16	13	5	9
1982-83	20	10	8	6
1983-84	24	8	12	5
	<u>304</u>	<u>133</u>	<u>112</u>	<u>87</u>



Coach Driesell's Post Season Tournament Records

<u>Year</u>		<u>Scores</u>	
1969-70	First Round ACC	Md. 57	N.C. State 67
1970-71	First Round ACC	Md. 63	South Carolina 71
1971-72	First Round ACC	Md. 54	Clemson 52
	Semi-Finals ACC	Md. 62	Virginia 57
	ACC Finals	Md. 64	UNC 73
	First Round NIT	Md. 67	St. Joseph's 55
	Second Round NIT	Md. 71	Syracuse 65
1972-73	Semi-Finals NIT	Md. 91	Jacksonville 77
	NIT Finals	Md. 100	Niagara 69
	First Round ACC	Md. 77	Clemson 61
	Semi-Finals ACC	Md. 73	Wake Forest 65
	ACC Finals	Md. 74	N.C. State 76
1973-74	First Round East Regional of NCAA	Md. 91	Syracuse 75
	Eastern Regional Final	Md. 89	Providence 103
	First Round ACC	Md. 85	Duke 66
1974-75	Semi-Finals ACC	Md. 105	UNC 85
	ACC Finals	Md. 100	N.C. State 103
	Bye in ACC First Round		
1975-76	ACC Semi-Finals	Md. 85	N.C. State 87
	First Round NCAA Playoffs	Md. 83	Creighton 79
	First Round Mid-West Regional NCAA Playoff	Md. 83	Notre Dame 71
	Mid-West Regional Final, NCAA	Md. 82	Louisville 96
	First Round ACC	Md. 80	Duke 78
1976-77	Semi-Finals ACC	Md. 65	Virginia 73
	First Round ACC	Md. 72	N.C. State 82
1977-78	First Round ACC	Md. 109	N.C. State 108
	Semi-Finals ACC	Md. 69	Duke 81
1978-79	First Round ACC	Md. 75	Clemson 67
	Semi-Finals ACC	Md. 79	North Carolina 102
	First Round NIT	Md. 67	Rhode Island 65
	Second Round NIT	Md. 72	Ohio State 79
1979-80	First Round ACC	Md. 51	Georgia Tech 49
	Semi-Finals ACC	Md. 91	Clemson 85
	ACC Finals	Md. 72	Duke 73
	First Round East NCAA Playoffs	Md. 86	Tennessee 75
	First Round East Regional NCAA	Md. 68	Georgetown 74
1980-81	First Round ACC	Md. 56	Duke 53
	Semi-Finals ACC	Md. 85	Virginia 62
	ACC Finals	Md. 60	North Carolina 61
	First Round Mid-East NCAA	Md. 81	Tennessee-Chattanooga 69
	Second Round Mid-East NCAA	Md. 64	Indiana 99
1981-82	First Round ACC	Md. 28	N.C. State 40
	First Round NIT	Md. 66	Richmond 50
	Second Round NIT	Md. 69	Georgia 83
1982-83	First Round ACC	Md. 58	Georgia Tech 64 (OT)
	First Round Mid-West NCAA	Md. 50	Tennessee-Chattanooga 51
	Second Round Mid-West NCAA	Md. 50	Houston 60
1983-84	First Round ACC	Md. 69	N.C. State 63
	Semi-Finals ACC	Md. 66	Wake Forest 64
	ACC Finals	Md. 74	Duke 62
	First Round Mid-East NCAA	Md. 102	West Virginia 77
	Second Round Mid-East NCAA	Md. 70	Illinois 72

Statistical Leaders Coached by Driesell

Career Scoring

2058	King — Maryland
2032	F. Hetzel — Davidson
2015	Lucas — Maryland
1807	McMillen — Maryland
1693	Snyder — Davidson
1607	Graham — Maryland
1561	Manning — Maryland
1346	Branch — Maryland
1344	Knowles — Davidson
1338	Jarman — Davidson
1235	O'Brien — Maryland
1219	Sheppard — Maryland
1198	Gibson — Maryland
1191	Maloy — Davidson
1161	Howard — Maryland
1153	B. Williams — Maryland
1067	Holland — Davidson
1026	B. Davis — Maryland
1017	Holland — Davidson
1017	Elmore — Maryland
1013	Huckel — Davidson
1007	Boston — Maryland

Season Scoring

753	Snyder — Davidson
739	Maloy — Davidson
709	F. Hetzel — Davidson
689	F. Hetzel — Davidson
674	King — Maryland
667	McMillen — Maryland
634	W. Hetzel — Maryland
616	McMillen — Maryland
564	Lucas — Maryland
559	King — Maryland
557	Lucas — Maryland
542	Knowles — Davidson
541	Branch — Maryland
536	Jarman — Davidson
525	Snyder — Davidson
524	McMillen — Maryland
499	Graham — Maryland
498	O'Brien — Maryland
496	Knowles — Davidson
494	Sheppard — Maryland
491	Coleman — Maryland
488	Bias — Maryland
483	Graham — Maryland
482	B. Williams — Maryland
471	Manning — Maryland
469	Lucas — Maryland
469	Kroll — Davidson
454	Huckel — Davidson
454	Coleman — Maryland
452	Maloy — Davidson

Single Game Scoring

53	F. Hetzel — Davidson
46	F. Hetzel — Davidson
46	Snyder — Davidson
44	Graham — Maryland
41	F. Hetzel — Davidson
40	Snyder — Davidson
39	Holland — Davidson
39	Jarman — Davidson
39	Snyder — Davidson
39	Knowles — Davidson
38	King — Maryland
38	Snyder (2) — Davidson
38	White — Maryland
38	O'Brien — Maryland
35	F. Hetzel — Davidson
35	Maloy — Davidson
35	McMillen — Maryland
34	Lucas (2) — Maryland
33	Knowles — Davidson
33	Maloy — Davidson
33	W. Hetzel — Maryland

33	White — Maryland
33	McMillen (2) — Maryland
32	King — Maryland
32	Maloy — Davidson
32	McMillen (3) — Maryland
31	Graham — Maryland
31	F. Hetzel — Davidson
31	Maloy (2) — Davidson
31	Lucas (2) — Maryland
30	King — Maryland
30	Jarman — Davidson
30	Huckel — Davidson
30	Maloy (2) — Davidson
30	Yates — Maryland
30	Lucas — Maryland

Career Rebounding

1094	F. Hetzel — Davidson
1053	Elmore — Maryland
928	B. Williams — Maryland
895	Gibson — Maryland
859	McMillen — Maryland
804	Knowles — Davidson
768	Maloy — Davidson
758	Jarman — Davidson
715	King — Maryland
648	Snyder — Davidson
630	Holland — Davidson
629	Boston — Maryland
585	Roy — Maryland
582	Sheppard — Maryland

Season Rebounding

429	Maloy — Davidson
412	Elmore — Maryland
384	F. Hetzel — Davidson
363	B. Williams — Maryland
359	F. Hetzel — Davidson
351	F. Hetzel — Davidson
351	Elmore — Maryland
339	Maloy — Davidson
323	Knowles — Davidson
323	B. Williams — Maryland
321	Roy — Maryland
306	McMillen — Maryland
290	Elmore — Maryland
287	Cook — Davidson
284	McMillen — Maryland
281	Jarman — Davidson
276	Knowles — Davidson
269	Coleman — Maryland

Single Game Rebounding

27	F. Hetzel — Davidson
26	Elmore — Maryland
25	F. Hetzel — Davidson
24	Elmore (2) — Maryland
23	Knowles — Davidson
23	Maloy — Davidson
22	B. Williams (2) — Maryland
22	Markee — Davidson
22	Snyder — Davidson
21	F. Hetzel — Davidson
21	Elmore (2) — Maryland
21	Maloy — Davidson
21	M. Davis — Maryland
20	Knowles — Davidson
20	Elmore (2) — Maryland
20	Roy — Maryland

Career Assists

514	Lucas — Maryland
460	Morley — Maryland
431	B. Davis — Maryland
346	Graham — Maryland
304	King — Maryland
292	Adkins — Maryland
271	Manning — Maryland
244	Moser — Davidson

241	Bodell — Maryland
219	Howard — Maryland
215	O'Brien — Maryland

Career Scoring Average

25.7	F. Hetzel — Davidson
21.2	Snyder — Davidson
20.5	McMillen — Maryland
20.2	Maloy — Davidson

Season Assists

178	Lucas — Maryland
165	B. Davis — Maryland
159	Lucas — Maryland
136	Graham — Maryland
135	Wiles — Maryland
134	B. Davis — Maryland
132	B. Davis — Maryland

Single Game Assists

12	Morley (2) — Maryland
12	Lucas (2) — Maryland
12	Porac — Maryland
11	Morley (3) — Maryland
11	B. Davis — Maryland
10	Morley (3) — Maryland
10	Wiles — Maryland
10	Lucas — Maryland
10	B. Davis (2) — Maryland
10	Gatlin (2) — Maryland

Career Field Goal .Pct

.615	B. Williams — Maryland
.583	Manning — Maryland
.576	Boston — Maryland
.556	Snyder — Davidson
.555	McMillen — Maryland
.554	F. Hetzel — Davidson
.551	Gibson — Maryland
.547	Howard — Maryland
.541	Roy — Maryland
.531	Youngdale — Davidson
.531	Trimble — Maryland
.527	Bodell — Maryland
.525	Lucas — Maryland
.519	Holland — Davidson
.515	Knowles — Davidson
.515	Maloy — Davidson
.515	King — Maryland

Team Free Throw .Pct

.762	Davidson 1965-66
.758	Maryland 1975-76
.757	Maryland 1974-75
.757	Davidson 1966-67
.751	Maryland 1981-82
.746	Maryland 1973-74
.746	Maryland 1971-72

Season Field Goal .Pct

.647	B. Williams — Maryland
.643	Manning — Maryland
.631	Holland — Davidson
.611	Pittman — Maryland
.608	Coleman — Maryland
.606	B. Williams — Maryland
.606	Roy — Maryland
.598	Bodell — Maryland
.598	Gibson — Maryland
.597	Boston — Maryland
.587	Gibson — Maryland
.585	McMillen — Maryland
.583	B. Williams — Maryland
.580	B. Davis — Maryland
.580	Boston — Maryland
.579	F. Hetzel — Davidson
.572	Howard — Maryland
.571	Coleman — Maryland
.567	Sheppard — Maryland
.566	Maloy — Davidson

.563	Snyder — Davidson
.558	Manning — Maryland
.556	Knowles — Davidson
.555	Snyder — Davidson
.555	O'Brien — Maryland
.554	Gibson — Maryland
.553	King — Maryland
.553	Youngdale — Davidson
.553	Howard — Maryland
.552	Morley — Maryland
.551	Gibson — Maryland
.550	Manning — Maryland

Season Free Throw .Pct

.908	Manning — Maryland
.871	Youngdale — Davidson
.863	Hunter — Maryland
.857	Manning — Maryland
.852	Manning — Maryland
.846	Fothergill — Maryland
.844	O'Brien — Maryland
.843	Moser — Davidson
.839	Tillman — Maryland
.837	Kroll — Davidson
.836	Lucas — Davidson
.833	Snyder — Davidson
.833	Moser — Davidson
.830	Evans — Davidson
.829	O. Brown — Maryland
.828	Howard — Maryland
.821	Manning — Maryland
.821	King — Maryland
.820	B. Davis — Maryland
.817	McMillen — Maryland
.812	King — Maryland
.806	Snyder — Davidson
.803	F. Hetzel — Davidson
.800	McMillen — Maryland

Career Free Throw .Pct

.858	Manning — Maryland
.849	Kroll — Davidson
.825	Moser — Davidson
.816	Beerman — Davidson
.814	Evans — Davidson
.807	Snyder — Davidson
.803	O'Brien — Maryland
.799	McMillen — Maryland
.799	Fothergill — Maryland
.791	Morley — Maryland
.789	F. Hetzel — Davidson
.778	Lucas — Maryland
.777	Youngdale — Davidson
.775	King — Maryland
.764	Howard — Maryland

Team Field Goal .Pct

.551	Maryland 1979-80 2nd in Nation
.547	Maryland 1974-75 NCAA Record
.543	Davidson 1963-64 NCAA Record
.539	Maryland 1983-84 5th in Nation
.537	Maryland 1975-76 Led Nation
.532	Maryland 1980-81
.520	Maryland 1972-73 2nd in Nation
.516	Maryland 1976-77
.512	Davidson 1965-66 2nd in Nation
.510	Davidson 1973-74 7th in Nation
.509	Davidson 1964-65 2nd in Nation
.509	Maryland 1977-78

The Driesell Era

1969-70 13-13

Won 5 ACC games in his first year, 5-9, although Terps were only 2-12 and 4-10 the two previous years and won a total of only eight games both years. Set Maryland attendance record of 138,000. (14 Home Games 138,000 — average 9,900) (26 games 221,153 — average 8,506).

1970-71 14-12

Won 5 ACC games and upset 2nd ranked South Carolina in Cole Field House. Set attendance record of 180,842 an average of 12,056. (15 Home Games 180,842 — average 12,056) (26 games 273,553 — average 10,521).

1971-72 27-5

Won National Invitational Tournament title. Advanced to finals of ACC Tournament. Started string of consecutive NON-ACC wins with 17 against NON-LEAGUE opponents and started string of 14 consecutive wins with four in NIT. Ranked 11th in AP Poll. (14 Home Games 184,323 — average 13,166) (32 games 352,436 — average 11,014).

1972-73 23-7

Gained FINAL EIGHT in NCAA Tournament. Ran streak to 31 consecutive wins against NON-ACC opponents before losing to Providence in the finals of the NCAA Eastern Regionals. Increased attendance record for fourth consecutive year. Won first 10 games of season to set consecutive win record of 14. 8th in AP Poll. (13 Home Games 172,828 — average 13,294) (30 games 340,964 — average 11,365).

1973-74 23-5

Ranked 4th in AP Poll. Lost to North Carolina State 103-100 in ACC finals in what was considered the best ever in the league tournament. (13 Home Games 157,357 — average 12,104) (28 games 288,764 — average 10,313).



1974-75 24-5

Ranked 5th in AP Poll. Set NCAA field goal percentage record hitting .547 for season. ACC Coach of Year. Gained FINAL EIGHT in NCAA Tournament. Beat Notre Dame to reach Championship game of Midwest Regionals. Won ACC regular season title with 10-2 record. Won all 4 games on home courts in North Carolina. Set new attendance records for Cole Field House. (14 Home Games 187,971 — average 13,427) (29 games 314,341 — average 10,839).

1975-76 22-6

Ranked 11th in AP Poll. 5th consecutive 22 plus victory season. Won first 11 games of season. Set Maryland free throw shooting record with .758. (15 Home Games 186,656 — average 13,110) (28 games 343,785 — average 12,278).

1976-77 19-8

Second year with 10 wins in a row. Had 11 in 1975-76. Brad Davis was 1st round pick by Los Angeles as a



Junior. Steve Sheppard 2nd round pick by Chicago. (19 Home Games 240,254 — average 12,645) (27 games 325,547 — average 12,057).

1977-78 15-13

Beat North Carolina State 109-108 in opening round of ACC Tournament after losing twice during regular season. Set school record with 130 points against East Carolina. (14 Home Games 172,173 — average 12,298) (28 games 304,501 — average 10,875).

1978-79 19-11

Gained 2nd round of NIT. Led ACC in attendance for eighth consecutive year. Upset top ranked teams in nation. No. 1 Notre Dame, No. 3 Duke, No. 4 North Carolina State, No. 8 North Carolina State. Win over Notre Dame on National TV. Buck Williams named Rookie of the Year in ACC. (18 Home Games 201,536 — average 11,196) (30 games 316,449 — average 10,548).

1979-80 24-7

Picked to finish 6th in the conference, the Terps led the way with an 11-3 record and were regular season champions. Advanced to the semi-finals of the NCAA Eastern Regionals and a No. 8 ranking in both wire service polls. In the final NCAA Division I Statistics they finished second in the nation in field goal percentage (55.1). Coach Driesell named ACC and District III "Coach of the Year". Albert King named Player of the Year (ACC), M.V.P. of the ACC Tournament, and 1st Team All-American by the Associated Press. Greg Manning became the first player ever in the ACC to capture both the field goal and free throw percentage titles in the same season. (16 Home Games 160,815 — average 10,051) (31 games 317,501 — average 10,241).

1980-81 21-10

Seventh time recording 20 or more victories. Advanced to the finals of the ACC Tournament for the sixth time, and to the second round of the NCAA Tournament. Albert King

became the Terp's all-time leading scorer, finishing his career with 2,058 points. Seniors Ernest Graham and Greg Manning also ended careers among top five in scoring: Graham 4th — 1,607 and Manning 5th — 1,561. Manning established new marks for career field goal and free throw accuracy, hitting 58% of his shots from the floor and 86% of his foul shots. Four players drafted by NBA, with Buck Williams (Jr.) and Albert King going in the first round. Set new attendance records, both overall and average: (15 Home Games 196,978 — average 13,132) (31 games 398,036 — average 12,840).

1981-82 16-13

Fourth consecutive post-season tournament appearance, advancing to 2nd round of NIT. Upset No. 1 Virginia in overtime at home, 47-46, on final day of regular season. Center Charles Pittman selected in 3rd round of NBA draft by the Phoenix Suns. (16 Home Games 157,275 — average 9,830) (29 games 286,264 — average 9,871).



1982-83 20-10

Eighth season for Lefty's team to win 20 or more games a season. Had 2 big upset wins over UCLA and Notre Dame, both at Cole Field House, and by a point. Terps and U. Va. only teams in the ACC to beat eventual national champion, North Carolina State both games. The Terrapins, for the fifth consecutive year, went to post-season tournament. Selected for the Mid-West NCAA First Round Regionals, defeating Tennessee-Chatanooga before losing to NCAA finalist Houston by just 10 points.

1983-84 24-8

Two historic achievements highlighted Lefty's 15th season as head coach of the Terrapins: 1. He won his first Atlantic Coast Conference Championship. 2. He claimed his 300th victory for Maryland in the final regular season game with the 74-65 win over Virginia in Cole March 4. The year also gave him his ninth 20 wins or more as the Terps went 24-8. The Terrapins went to post-season tournament for the sixth consecutive year as they were selected for the NCAA Mid-East Regional. Three Terrapins were drafted by the NBA, center Ben Coleman and forwards Herman Veal and Mark Fothergill.




Terrapin Award Winners

1969-70

Alvin Aubinoe Greatest Career Contribution — Will Hetzel
 Best Free Throw Shooter — Will Hetzel
 Best Defensive Player — Sparky Still
 Best Rebounder — Rod Horst
 Most Valuable Player — Rod Horst

1970-71

Alvin Aubinoe Greatest Career Contribution — Jay Flowers
 Best Defensive Player — Sparky Still
 Best Free Throw Shooter — Jim O'Brien
 Best Rebounder — Barry Yates
 Most Valuable Player — Barry Yates



McMillen

Howard

Hahn

1971-72

Avis Special Service Award — Charlie Blank
 Most Valuable Player — Len Elmore & Tom McMillen
 Seidenspinner Award for Outstanding Senior — Charlie Blank
 Most Team Spirit — Howard White
 Most Improved Player — Darrell Brown
 Academic All-American — Tom McMillen
 Alvin Aubinoe Greatest Career Contribution — Charlie Blank
 Best Free Throw Shooter — Tom McMillen
 All-ACC — Len Elmore & Tom McMillen
 All-NIT — Tom McMillen, Len Elmore and Bob Bodell
 Best Defensive Player — Bob Bodell
 All-ACC Tournament — Tom McMillen, Len Elmore and Jim O'Brien
 Best Rebounder — Len Elmore
 Most Valuable Player in NIT — Tom McMillen



Gibson

Hetzel

Yates

1972-73

Best Team Spirit — Bill Hahn
 Leo G. Hershberger Rookie All-American — John Lucas
 Best Free Throw Shooter — Jim O'Brien
 Best Defensive Player — Len Elmore
 Best Rebounder — Len Elmore
 All-ACC Tournament — Tom McMillen, John Lucas, Jim O'Brien
 Most Improved Player — John Lucas
 All-ACC — Tom McMillen, Len Elmore
 Alvin Aubinoe Greatest Contribution — Jim O'Brien
 Coaches Award for Greatest Team Contribution — Tom McMillen
 Most Valuable Player — Len Elmore
 Special Award (for 88 consecutive varsity games) — Bob Bodell
 Avis Special Service to Team Award — Bill Hahn



O'Brien

Roy

Bodell

1973-74

All-American — Len Elmore, Tom McMillen, John Lucas
 Best Free Throw Shooter — Maurice "Mo" Howard
 Best Rebounder — Len Elmore
 Best Defensive Player — Tom Roy
 Coaches Award — Improvement From One Season To Next — Owen Brown
 Alvin Aubinoe Greatest Career Contribution — Tom McMillen
 Outstanding Senior Award — Len Elmore
 All-ACC — Len Elmore, John Lucas (First Team) — Tom McMillen (Second Team)
 All-ACC Tournament — Maurice "Mo" Howard, John Lucas, Tom McMillen, (First Team); Owen Brown, Len Elmore (Second Team)
 AP All-American — Tom McMillen, John Lucas
 Fastbreakers Special Award — Charles Driesell

1974-75

Most Valuable Senior — Owen Brown and Tom Roy
 Alvin Aubinoe Greatest Career Contribution Award — Bill Hahn
 ACC Coach of the Year — Coach Driesell
 All-American UPI First Team — John Lucas
 Best Free Throw Shooter — John Lucas
 Best Rebounder — Tom Roy
 Outstanding Defensive Player — Maurice "Mo" Howard
 All-ACC Tournament — Maurice "Mo" Howard
 All-ACC — Maurice "Mo" Howard

Terrapin Award Winners

1975-76

Best Free Throw Shooter — James Tillman
 Best Defensive Player — Maurice "Mo" Howard
 Chris Patton Outstanding Rebounder — Lawrence Boston
 Alvin Aubinoe Greatest Career Contribution — John Lucas
 First Team UPI and AP All-American — John Lucas
 Owen Brown Most Valuable Player — Maurice "Mo" Howard
 First Team All-ACC — John Lucas
 Total Performance for Overall Excellence and Consistency — Steve Sheppard
 Most Assists — Brad Davis
 All-ACC Tournament — Brad Davis

1976-77

All ACC — Brad Davis (2nd Team)
 Best Free Throw Shooter — Mark Crawford
 Outstanding Defensive Player — Lawrence Boston
 Chris Patton Best Rebounder — Larry Gibson
 Alvin Aubinoe Greatest Career Contribution — John Pavlos (Manager)
 Outstanding Academic — Eric Shrader
 Most Assists — Brad Davis
 Owen Brown Most Outstanding Senior — Steve Sheppard
 Overall Performance — Larry Gibson

1978-79


All-ACC — Larry Gibson (2nd Team)
 All-ACC Tournament — Larry Gibson (2nd Team)
 ACC Rookie-of-the-Year — Buck Williams
 Honorable Mention All-American — Larry Gibson, Albert King
 ACC Leading Rebounder — Buck Williams
 Best Free Throw Shooter — Greg Manning
 Phi Beta Kappa — Eric Shrader
 Most Assists — Dutch Morley
 Alvin Aubinoe Greatest Career Contribution — Larry Gibson
 Outstanding Defensive Player — Buck Williams
 Owen Brown Most Outstanding Senior — Larry Gibson
 Scoring Record for One Game — Ernest Graham
 East-West All-Star Game — Larry Gibson
 Aloha Classic — Larry Gibson



Lucas

Elmore

Sheppard



King

Davis

Williams

1977-78

All-ACC Tournament — Lawrence Boston, Larry Gibson (2nd Team)
 Best Free Throw Shooter — Jo Jo Hunter
 Outstanding Academic — Eric Shrader
 Overall Performance — Larry Gibson
 Most Assists — Greg Manning
 Alvin Aubinoe Greatest Career Contribution — Lawrence Boston
 Outstanding Defensive Player — Lawrence Boston
 Chris Patton Best Rebounder — Larry Gibson
 Owen Brown Most Outstanding Senior — Lawrence Boston


1979-80

ACC Player of the Year — Albert King
 Associated Press First Team All-American — Albert King
 United Press International Second Team All-American — Albert King
 Honorable Mention All-American — Buck Williams
 All-ACC Second Team — Buck Williams and Greg Manning
 Everett N. Case ACC Tournament M.V.P. — Albert King
 ACC All-Tournament First Team — Albert King and Greg Manning
 ACC All-Tournament Second Team — Buck Williams and Ernest Graham
 Academic All-ACC First Team — Greg Manning
 ACC Coach of the Year — Charles G. Driesell
 District III Coach of the Year — Charles G. Driesell
 1979 Maryland Invitational Tournament M.V.P. — Albert King
 U.S. Basketball Writers Association All-Districts First Team — Albert King
 Best Free Throw Shooter — Greg Manning
 Outstanding Academic — David Henderson
 Outstanding Defensive Player — Reggie Jackson
 Chris Patton Best Rebounder — Buck Williams
 Competitive Spirit and Most Unselfish Contribution to Team — Dutch Morley

Terrapin Award Winners

1979-80 (contd.)

Owen Brown Most Valuable Player — Albert King
 Alvin Aubinoe Greatest Career Contribution — John Bilney
 Most Improved Player — Taylor Baldwin
 Most Assists — Ernest Graham
 Kirin World Cup M.V.P. — Ernest Graham



Coleman

Veal

Fothergill

1980-81

The Sporting News First Team All-American — Albert King
 United Press International All-American (Second Team) — Albert King
 Associated Press All-American (Honorable Mention) — Albert King, Buck Williams and Greg Manning
 Basketball Weekly Second Team All-American — Buck Williams
 Basketball Writers All-District Team — Albert King and Buck Williams
 All-ACC Second Team — Albert King and Buck Williams
 All-ACC Tournament Team — Albert King and Buck Williams (First Team) Ernest Graham (Second Team)
 CoSIDA District III All-Academic Team — Greg Manning
 Most Valuable Player, Carrier Classic — Greg Manning
 All-Tournament Team, Carrier Classic — Greg Manning, Albert King, and Buck Williams
 Most Valuable Player, Maryland Invitational — Albert King
 All-Tournament Team, Maryland Invitational — Albert King, Dutch Morley, Ernest Graham and Buck Williams
 Voted to Pizza Hut All-Star Game (eight man east squad) — Albert King
 Selected for Aloha Classic — Albert King, Ernest Graham
 Most Assists — Ernest Graham
 Outstanding Free Throw Shooting — Greg Manning
 Most Improved Player — Steve Rivers
 Chris Patton Rebounding — Buck Williams
 Outstanding Defensive Player — Buck Williams
 Competitive Spirit and Most Unselfish Contribution — Charles Pittman
 Outstanding Academic — Greg Manning
 Owen Brown MVP — Albert King and Buck Williams
 Alvin Aubinoe Greatest Career Contribution — Albert King

1981-82

Most Assists — Dutch Morley
 Outstanding Free Throw Shooting — Dutch Morley
 Most Improved Player — Charles Pittman
 Chris Patton Rebounding — Herman Veal
 Competitive Spirit and Most Unselfish Contribution — Herman Veal
 Outstanding Academic — Jeff Adkins
 Owen Brown MVP — Adrian Branch
 Outstanding Defensive Player — Jeff Adkins
 Alvin C. Aubinoe Greatest Career Contribution — Dutch Morley
 Basketball Weekly 1982 Freshman All-American (2nd Team) — Adrian Branch
 Basketball Weekly 1982 Freshman All-American (Honorable Mention) — Jeff Adkins

1982-83

Most Assists — Jeff Adkins
 Outstanding Free Throw Shooting — Pete Holbert
 Most Improved Player — Len Bias
 Chris Patton Rebounding — Ben Coleman
 Outstanding Defensive Player — Herman Veal
 Competitive Spirit and Most Unselfish Contribution — Herman Veal
 Outstanding Academic — Chuck Driesell
 Owen Brown MVP — Adrian Branch and Ben Coleman
 Outstanding Play in the NCAA Playoffs — Adrian Branch
 Chevrolet Scholarship — Adrian Branch — Maryland vs Houston, NCAA Playoffs and Ben Coleman — Maryland vs Notre Dame
 All-ACC Second Team — Adrian Branch and Ben Coleman

1983-84

Most Assists — Keith Gatlin
 Outstanding Free Throw Shooting — Pete Holbert
 Most Improved Player — Terry Long
 Chris Patton Rebounding — Ben Coleman
 Outstanding Defensive Player — Herman Veal
 Competitive Spirit and Most Unselfish Contribution — Herman Veal
 Outstanding Academic — Jeff Adkins
 Owen Brown Most Valuable Player — Ben Coleman
 Outstanding Play in the NCAA Playoffs — Len Bias
 Chevrolet Scholarship \$1,000 Award for the "Most Valuable Player" in games:
 Jeff Adkins vs Boston College — 12-24-83
 Herman Veal vs Notre Dame — 1-28-84
 Keith Gatlin vs North Carolina — 2-19-84
 Adrian Branch vs Virginia — 3-4-84



CHAMPS!



MARYLAND
10TH
RANKED
1984
BASKETBALL



Maryland Invitational Tournament

1971 — Maryland 103 St. John's 94	Western Kentucky 67 Harvard 88	1975 — Maryland 104 Princeton 61	Seton Hall 69 Alabama 59
THIRD PLACE Harvard 107 Western Kentucky 89		THIRD PLACE Alabama 100 Seton Hall 64	
CHAMPIONSHIP Maryland 90 St. John's 69		CHAMPIONSHIP Maryland 66 Princeton 59	
1972 — Maryland 90 Syracuse 74	Georgia Tech 55 Bowling Green 73	1976 — Maryland 84 Syracuse 116	Xavier 74 Duquesne 86
THIRD PLACE Bowling Green 102 Georgia Tech 87		THIRD PLACE Duquesne 86 Xavier 80	
CHAMPIONSHIP Maryland 90 Syracuse 76		CHAMPIONSHIP Maryland 96 Syracuse 85	
1973 — Maryland 102 Boston College 94	Holy Cross 75 Michigan State 81	1977 — Maryland 91 Georgia Tech 73	Western Kentucky 78 St. John's 67
THIRD PLACE Michigan State 97 Holy Cross 85		THIRD PLACE St. John's 80 Western Kentucky 63	
CHAMPIONSHIP Maryland 58 Boston College 37		CHAMPIONSHIP Maryland 65 Georgia Tech 63	
1974 — Maryland 105 UCLA 78	Georgia Tech 67 St. Bonaventure 62	1978 — Maryland 62 Southern Calif. 78	St. Joseph's 57 Holy Cross 60
THIRD PLACE Georgia Tech 70 St. Bonaventure 61		THIRD PLACE St. Joseph's 62 Holy Cross 58	
CHAMPIONSHIP UCLA 81 Maryland 75		CHAMPIONSHIP Maryland 83 Southern Calif. 79	
MOST VALUABLE PLAYER AWARD			
1971 — Len Elmore — Maryland			
1972 — Tom McMillen — Maryland			
1973 — Len Elmore — Maryland			
1974 — David Meyers — UCLA			
1975 — John Lucas — Maryland			
1976 — Steve Sheppard — Maryland			
1977 — Lawrence Boston — Maryland			
1978 — Albert King — Maryland			
1979 — Albert King — Maryland			
1980 — Albert King — Maryland			
1983 — Ben Coleman — Maryland			

Invitational Tournament Records

1953-54	All American City Tournament Owensboro, Kentucky	1959-60	Blue Grass Tournament Louisville, Kentucky
Md. 65	Arizona State 50	Md. 63	Indiana 72
Md. 66	Evansville 58	Md. 76	Fordham 54
Md. 54	Kentucky Wesleyan 37	Dixie Classic Raleigh, North Carolina	
1954-55	All American City Tournament Owensboro, Kentucky	Md. 57	North Carolina 81
Md. 58	Texas Tech. 54	Md. 67	N.C. State 75
Md. 83	Rhode Island 66	Md. 84	Wyoming 77
Md. 78	Cincinnati 61	1961-62	Sugar Bowl Tournament New Orleans, Louisiana
1955-56	Mid Winter Festival	Md. 62	Miss. State 64
Md. 75	Michigan State 95	Md. 64	Louisville 83
Md. 75	St. Francis 66	1962-63	None
1956-57	All American City Tournament Owensboro, Kentucky	1963-64	VPI Invitational Tournament Blacksburg, Virginia
Md. 89	Montana State 72	Md. 59	Tennessee 70
Md. 43	New Mexico A&M 45	Md. 75	LSU 65
Md. 43	Virginia 39	Evansville Invitational	
1957-58	Sugar Bowl Tournament New Orleans, Louisiana	Md. 54	Arizona 57
Md. 71	Vanderbilt 56	Md. 82	Columbia 76
Md. 46	Memphis State 47	1964-65	Hurricane Classic Miami, Florida
1958-59	Sugar Bowl Tournament New Orleans, Louisiana	Md. 66	Tulsa 59
Md. 45	Miss. State 56	Md. 73	Miami (Fla.) 80
Md. 54	Loyola 50	1965-66	Sugar Bowl Tournament New Orleans, Louisiana
		Md. 69	Houston 68
		Md. 77	Dayton 75
1966-67	Memphis State Invitational Memphis, Tennessee	Md. 50	Oklahoma State 49
Md. 53	Memphis State 55	Md. 53	Memphis State 55
		Charlotte Invitational Charlotte, North Carolina	
Md. 66	Davidson 65	Md. 57	Army 54
Md. 57	Army 54	1967-68	Sun Carnival Tournament El Paso, Texas
1967-68	Sun Carnival Tournament El Paso, Texas	Md. 53	Texas, El Paso 70
Md. 72	Southern Illinois 73	Md. 72	Southern Illinois 73
1968-69	Marshall Invitational Huntington, West Virginia	Md. 89	Marshall 80
Md. 85	Miami (Fla.) 92	Md. 85	Miami (Fla.) 92
		Charlotte Invitational Charlotte, North Carolina	
Md. 69	Davidson 83	Md. 69	Davidson 83
Md. 95	Wichita 83	Md. 95	Wichita 83
1973-74	Cable Car Classic San Francisco, Calif.	Md. 78	San Francisco 60
Md. 53	Santa Clara 32	Md. 53	Santa Clara 32
1980-81	Carrier Classic Syracuse, N.Y.	Md. 96	Wagner 73
Md. 83	Syracuse 73	Md. 83	Syracuse 73

Terrapins in NCAA Championships

1958 -	First Round - East Madison Square Garden, NY	Md. 82	Louisville 96
Md.	86 Boston College 63	1980 -	Second Round - East Greensboro, NC
		Md.	86 Tennessee 75
Md.	67 Temple 81	East Regional Semi - Finals Philadelphia, PA	
Md.	59 Manhattan 55	Md.	68 Georgetown 74
1973 -	Second Round - East Charlotte, NC	1981 -	First Round - Mideast Dayton, OH
Md.	91 Syracuse 75	Md.	81 Tenn-Chattanooga 69
		Second Round - Mideast Dayton, OH	
Md.	89 Providence 103	Md.	64 Indiana 99
1975 -	First Round - Midwest Lubbock, TX	1983 -	First Round - Midwest Houston, TX
		Md.	52 Tenn-Chattanooga 51
		Second Round - Midwest Houston, TX	
Md.	83 Notre Dame 71	Md.	50 Houston 60
		First Round-Mideast Birmingham, AL	
		Md.	102 West Virginia 77
		Lexington, KY	
		Md.	70 Illinois 72

Maryland Basketball Records

Single Game — Team

MOST POINTS: 130 ag East Carolina, Dec. 1977
FEWEST POINTS: 15 ag Seton Hall, Dec. 1941 (15-59)
MOST POINTS BY OPPONENTS: 110 by N.C. State, Dec. 1978 (110-124)
FEWEST POINTS BY OPPONENT: 12 by Navy, 1926 (12-21)
MOST POINTS BY BOTH TEAMS: 234 by Maryland and N.C. State, Dec. 20, 1978 (Md. 124 - N.C. State 110)
FEWEST POINTS BY BOTH TEAMS: 33 by Maryland and Navy, 1926 (Md. 21 - Navy 12)
MOST FIELD GOALS: 55 ag Brown, Nov. 1972, Canisius, Dec. 1978
FEWEST FIELD GOALS: 6 ag Seton Hall, Dec. 1941
FEWEST FIELD GOALS BY OPPONENTS: 6 by Navy, 1926
MOST FREE THROWS: 40 ag North Carolina in ACC Tournament final, 1958 (52 attempts)
FEWEST FREE THROWS: 0 ag Wake Forest, Feb. 1973, in Winston-Salem
MOST FREE THROWS BY OPPONENT: 40 by Clemson, Jan. 1968 (53 attempts)
MOST FREE THROW ATTEMPTS: 57 ag North Carolina, Jan. 1953, (made 36)
FEWEST FREE THROW ATTEMPTS: 1 ag North Carolina, Feb. 1979 in Chapel Hill, N.C., 1 ag Wake Forest, Feb. 1973 (a technical) in Winston-Salem, N.C.
MOST FREE THROW ATTEMPTS BY OPPONENT: 51 by North Carolina, Jan. 1964
MOST FIELD GOAL ATTEMPTS: 99 ag Canisius, Dec. 1978 (55-99)
FEWEST FIELD GOAL ATTEMPTS: 18 ag South Carolina, Jan. 1971 (made 15)
MOST REBOUNDS: 74 ag Penn State, Dec. 1964
MOST FOULS: 44 ag William & Mary, Feb. 1952
MOST FOULS BY OPPONENT: 37 by North Carolina, Jan. 1953
FEWEST FOULS: 7 ag Buffalo, Jan. 1972
BEST FREE THROW PERCENTAGE: (at least 10 attempts): .966 ag Duke, Feb. 1976 (28 of 29), Note, 1.000 ag Duke, Feb. 1979 (6 of 6)
BEST FIELD GOAL PERCENTAGE: .833 ag South Carolina, Jan. 1971 (15-18)
LARGEST MARGIN OF VICTORY: 64 ag DePauw, Dec. 1974 (113-49)
LARGEST DEFEAT MARGIN: 63 points by Army, 1944 (85-22)
MOST POINTS IN ONE HALF: 77 ag N.C. State in second half Dec. 1978
MOST CONSECUTIVE FREE THROWS IN GAME: 28 ag Duke, Feb. 7, 1976

Single Game — Individual

MOST POINTS: 44 by Ernest Graham ag N.C. State, Dec. 1978 (18 FG-8 FT)
MOST FIELD GOALS: 18 by Ernest Graham ag N.C. State, Dec. 1978 (26 att.)
MOST FREE THROWS: 17 by Tom McMillen ag Canisius, Dec. 1971 (att. 20)
MOST REBOUNDS: 26 by Len Elmore ag Wake Forest, Feb. 1974
MOST FREE THROW ATTEMPTS: 20 by Tom McMillen ag Canisius, Dec. 1971 (made 17)
MOST FIELD GOAL ATTEMPTS: 34 by Gene Shue ag Washington & Lee, Feb. 1953 (made 16)
MOST CONSECUTIVE FREE THROWS: 15 by Albert King ag Boston, Feb. 1979
MOST CONSECUTIVE FIELD GOALS: 10 by Barry Yates ag Miami (Fla.), Dec. 1970
BEST FREE THROW PCT.: 1.000 (ONLY 10 or more listed)
 Jerry Greenspan ag Minnesota 1961 14-14
 Lee Brawley ag North Carolina 1951 13-13
 Bill Stasiulatis ag Wake Forest 1961 12-12
 Lee Brawley ag North Carolina 1951 12-12
 Bob Kessler ag George Washington 1956 12-12
 Jerry Bechtle ag North Carolina 1960 10-10
 Tom Milroy ag Penn State 1968 10-10
BEST FIELD GOAL PCT.: 1.000 (ONLY more than 5 listed):
 Buck Williams ag Canisius, Dec. 1978 8-8
 Gary Williams ag South Carolina, Dec. 1966 8-8
 Greg Manning ag Fair Dickinson, Dec. 1980 8-8
 Ben Coleman ag Duquesne, Dec. 1983 8-8
 Ben Coleman ag Wake Forest, Feb. 1984 8-8
 Charles Pittman ag Lafayette, Nov. 1981 7-7
 Brad Davis ag Wake Forest, Jan. 1977 7-7
 Jaek Clark ag South Carolina, Jan. 1964 6-6
 Buck Williams ag Marshall, Dec. 1980 6-6
MOST FREE THROW ATTEMPTS BY OPPONENT: 21 by Bernie Janicki of Wake Forest, 1953 (15); 21 by Pete Brennan of North Carolina, 1958 (15)
MOST POINTS AWAY FROM HOME: 40 by Gene Shue ag Wake Forest, 1953

Season Records — Team

MOST POINTS: 2613 in 1972-73
HIGHEST SCORING AVERAGE: 89.9 in 1974-75
HIGHEST OPPONENT SCORING AVERAGE: 84.1 in 1968-69 (2188 points in 26 games)
MOST POINTS BY OPPONENTS: 2,226 in 1972-73; 2,226 in 1979-80
MOST FIELD GOALS: 1089 in 1972-73
MOST FIELD GOAL ATTEMPTS: 2094 in 1972-73
MOST FREE THROWS MADE: 590 in 1957-58 (29 games 858 attempts)
MOST FREE THROWS ATTEMPTED: 858 in 1957-58 (Made 590 in 29 games)
BEST FIELD GOAL PERCENTAGE: .551 in 1979-80
LOWEST FIELD GOAL PERCENTAGE: .346 in 1951-52
BEST FREE THROW PERCENTAGE: .758 (477 of 629) 1975-76
LOWEST FREE THROW PERCENTAGE: .617 in 1952-53
HIGHEST AVERAGE MARGIN OVER OPPONENTS: 16.7 in 1973-74 (28 games — 85.7 to 69.0)
BEST REBOUND PERCENTAGE: .585 in 1954-55
BEST REBOUND AVERAGE: 49.1 in 1954-55
MOST REBOUNDS: 1388 in 1971-72
MOST PERSONAL FOULS: 596 in 31 games, 1980-81
FEWEST PERSONAL FOULS: 378 in 1966-67
LARGEST ATTENDANCE: 398,036 in 31 games, 1980-81
LARGEST HOME ATTENDANCE: 240,254 (19 games) 1976-77
LARGEST AVERAGE HOME ATTENDANCE: 13,427 for 14 games in 1974-75
BEST START IN A SEASON: 11 consecutive wins (1975-76)

Season — Records Individual

MOST POINTS: 674 by Albert King, 1979-80 (31 games)
MOST FIELD GOALS: 275 by Albert King, 1979-80 (31 games)
MOST FREE THROWS: 197 by Tom McMillen, 1971-72 (32 games)
MOST REBOUNDS: 412 by Len Elmore, 1973-74 (28 games)
BEST FIELD GOAL PCT.: .647 by Buck Williams (183-283), 1980-81
BEST FREE THROW PCT.: .908 by Greg Manning, 1979-80 (31 games, 79 of 87)
BEST SCORING AVERAGE: 23.3 by Will Hetzel, 1968-69 (26 games 605 points)
BEST REBOUNDING AVERAGE: 14.7 by Len Elmore, 1973-74 (28 games)
MOST CONSECUTIVE FREE THROWS MADE: 30 by Albert King, 1979-80
MOST CONSECUTIVE FIELD GOALS MADE: 15 by Greg Manning (over 2 games) Maryland and ACC record, 1980-81

Career Records

MOST POINTS SCORED: 2058 by Albert King (1977-81)
BEST SCORING AVERAGE: 20.5 by Tom McMillen in 1971-74 (88 games 1,807 points)
MOST FIELD GOALS: 862 by Albert King (1977-81)
MOST FREE THROWS: 409 by Tom McMillen in 1971-74 (88 games, 512 attempts)
BEST FIELD GOAL PERCENTAGE: .615 by Buck Williams (446-725) (3 seasons, 1978-1981); .583 by Greg Manning (623-1028) (4 seasons, 1977-81)
BEST FREE THROW PERCENTAGE: .858 by Greg Manning (315-367) (1977-81)
MOST REBOUNDS: 1,053 by Len Elmore, 1971-74 (86 games)
MOST CONSECUTIVE FREE THROWS MADE: 32 by Bob O'Brien in 1955-56 (last 5 in opening game of 1956 season)
MOST VARSITY GAMES PLAYED IN: 120 by Dutch Morley (1978-1982)
MOST CONSECUTIVE GAMES PLAYED IN (VARSITY): 109 by Ernest Graham (1977-81)
MOST CONSECUTIVE FIELD GOALS: 15 by Greg Manning (over 2 games) Maryland and ACC Record
CAREER GAMES STARTED: 112 by Albert King (1977-81) (John Lucas had 107)

All-Time Team Records

MOST CONSECUTIVE WINS AGAINST NON-ACC OPPONENTS: 31 (1970-73)
MOST CONSECUTIVE WINS: 14 over 1971-72 and 1972-73 seasons
MOST CONSECUTIVE 20 VICTORY SEASONS: 5 (1971-72 to 1975-76)

Regular Season Tournament Records

SOUTHERN CONFERENCE				ATLANTIC COAST CONFERENCE										
1923-24	Md.	34	VM1	19	1953-54	Md.	75	Clemson	59	1971-72	Md.	54	Clemson	52
		25	Georgia	29			56	Wake Forest	64			62	Virginia	57
1924-25	Md.	27	Alabama	21	1954-55	Md.	67	Virginia	68	1972-73		64	North Carolina	73
		16	N.C. State	30			69	Duke	94		Md.	77	Clemson	61
1925-26	Md.	19	Miss. Aggies	22	1955-56	Md.	69	Duke	94			73	Wake Forest	65
1926-27	Md.	22	Georgia	27	1956-57	Md.	71	Virginia	68			74	N.C. State	76
1927-28			Did not enter				64	South Carolina	74	1973-74	Md.	85	Duke	66
1928-29	Md.	35	Mississippi	37	1957-58	Md.	70	Virginia	66			105	North Carolina	85
1929-30	Md.	21	Kentucky	26			71	Duke	65	1974-75		100	N.C. State	103
1930-31	Md.	37	LSU	33	1958-59	Md.	65	Virginia	66		Md.	85	N.C. State	87
		19	North Carolina	17			58	N.C. State	74	1975-76		80	Duke	78
		26	Georgia	25	1959-60	Md.	58	N.C. State	74			65	Virginia	73
		29	Kentucky	27	1960-61	Md.	91	Clemson	75	1976-77	Md.	72	N.C. State	82
1931-32	Md.	24	Florida	39			76	Wake Forest	98	1977-78	Md.	109	N.C. State	108
1932-33	Md.	28	South Carolina	65	1961-62	Md.	58	Duke	71			69	Duke	81
1933-34	Md.	37	Washington & Lee	45	1962-63	Md.	41	Wake Forest	80	1978-79	Md.	75	Clemson	67
1934-35			Did not enter				67	Clemson	81			79	North Carolina	102
1935-36	Md.	47	Duke	35	1963-64	Md.	67	Clemson	81	1979-80	Md.	51	Georgia Tech	49
		32	Washington & Lee	38			61	Clemson	50			91	Clemson	85
1936-37	Md.	35	N.C. State	42	1964-65	Md.	67	N.C. State	76			72	Duke	73
1937-38	Md.	45	Citadel	43			70	North Carolina	77	1980-81	Md.	56	Duke	53
		32	Duke	35	1965-66	Md.	70	North Carolina	77			85	Virginia	62
1938-39	Md.	47	Richmond	32	1966-67	Md.	54	South Carolina	57			60	North Carolina	61
		53	N.C. State	29			54	N.C. State	63	1981-82	Md.	28	N.C. State	40
		27	Clemson	39	1967-68	Md.	54	N.C. State	63	1982-83	Md.	58	Georgia Tech (ot)	64
1939-40	Md.	43	Washington & Lee	30	1968-69	Md.	71	South Carolina	92	1983-84	Md.	69	N.C. State	63
		32	Duke	44			57	N.C. State	67			66	Wake Forest	64
1940-41			Did not enter		1969-70	Md.	57	N.C. State	67			74	Duke	62
1941-42			Did not enter		1970-71	Md.	63	South Carolina	71					
1942-43			Did not enter											
1943-44	Md.	23	N.C. State	42										
1944-45	Md.	49	Duke	76										
1945-46	Md.	27	N.C. State	54										
1946-47	Md.	43	N.C. State	55										
1947-48	Md.	51	Davidson	58										
1948-49	Md.	61	North Carolina	79										
1949-50			Did not enter											
1950-51	Md.	50	Clemson	48										
		45	N.C. State	54										
1951-52	Md.	48	Duke	51										
1952-53	Md.	74	Duke	65										
		59	Wake Forest	61										



ALL - TIME SCORERS

Won 1 Lost 5 1918-19

Maryland	
27 Gallaudet	26
7 Catholic University	25
11 George Washington	25
9 Gallaudet	33
12 Catholic University	14
20 George Washington	53

No Teams for 1919-20 through 1922-23.

Record Conf.

5-7 1-2 1923-24

Maryland	
41 George Washington	22
42 Gallaudet	28
13 Catholic	30
20 North Carolina	26
13 Virginia	26
24 Richmond	22
14 Catholic	20
19 George Washington	20
22 Washington & Lee	21
12 VMI	21
34 *VMI	19
25 *Georgia	29
*S.C. Tournament	

12-5 3-1 1924-25

Maryland	
24 Virginia	18 H
24 Columbia	23 A
21 Stevens Institute	17 A
16 Navy	23 A
30 Lafayette	15 H
18 Catholic	14 A
21 Stevens Institute	17 H
16 North Carolina	21 H
25 Gallaudet	14 H
16 Washington College	27 H
24 Princeton	38 A
22 CCNY	16 H
38 South Carolina	22 H
36 Virginia	25 A
27 Catholic	17 H
27 *Alabama	21
16 *N.C. State	30
*S.C. Tournament	

14-3 7-1 1925-26

Maryland	
40 Washington & Lee	27 H
21 Navy	12 A
30 Richmond	14 H
30 VMI	21 A
33 Washington & Lee	20 A
19 VPI	17 A
40 Gallaudet	13 H
30 Washington College	26 H
24 Stevens Institute	27 H
30 VPI	14 H
28 Virginia	34 A
23 North Carolina	22 H
25 West Virginia	15 H
41 Duke	20 H
30 Virginia	21 H
32 Princeton	26 H
19 Mississippi Aggies	22

10-10 6-4 1926-27

Maryland	
16 American	21 A
44 Washington & Lee	32 H
25 Michigan	39 A
17 Virginia	22 A
30 Navy	32 A
18 Washington College	22 H
34 Georgia	33 H
39 Gallaudet	26 H
27 Stevens Institute	18 H
28 North Carolina	23 H
23 North Carolina	32 H
26 Pennsylvania	21 A
32 Washington & Lee	34 A
32 VMI	15 A
29 Virginia	28 H
23 N.C. State	38 A
16 Washington College	21 A
32 Western Maryland	25 H
23 North Carolina	19 A
22 *Georgia	27
*S.C. Tournament	

14-4 8-1 1927-28

Maryland	
38 Washington & Lee	24
29 VPI	20
31 Washington & Lee	28
23 VMI	9
45 Gallaudet	20
37 Kentucky	7
20 Johns Hopkins	22
25 St. Johns College	22
26 Virginia	20
31 Stevens Institute	24
26 Navy	35
26 Pennsylvania	30
36 N.C. State	40
12 Virginia	34
22 Washington College	20
23 Johns Hopkins	19
30 VPI	10
30 Western Maryland	29

7-9 2-5 1928-29

Maryland	
30 William & Mary	20 H
18 Pennsylvania	30 A
20 Randolph Macon	33 H
30 Virginia	22 A
20 Johns Hopkins	30 H
20 St. Johns	18 H
22 Virginia	25 H
22 Washington & Lee	47 H
29 VPI	39 A
18 Washington & Lee	42 A
30 VMI	27 A
22 North Carolina	28 H
30 Navy	27 A
32 Western Maryland	17 H
19 Johns Hopkins	18 A
35 *Mississippi	37
*S.C. Tournament	

16-6 9-5 1929-30

Maryland	
27 William & Mary	23 H
27 Duke	28 H
37 Catholic	30 H
54 Virginia	20 H
41 Johns Hopkins	24 H
43 Navy	39 A
41 VPI	29 H
26 N.C. State	28 H
25 Washington & Lee	29 H
38 Western Maryland	17 H
36 North Carolina	24 H
34 VPI	23 A
44 VMI	25 A
21 Washington & Lee	36 A
51 Virginia	29 H
21 N.C. State	19 A
22 North Carolina	19 A
24 Duke	39 A
39 Johns Hopkins	24 A
39 VMI	21 H
41 St. Johns	25 H
21 *Kentucky	26
*S.C. Tournament	

18-4 8-1 1930-31

Maryland	
38 Gallaudet	27 H
38 VMI	18 A
36 Washington & Lee	21 A
32 Duke	24 H
30 Loyola	33 H
33 Johns Hopkins	20 A
44 VMI	20 H
33 VPI	16 H
31 Virginia	34 A
28 Washington & Lee	17 H
24 Catholic	21 A
33 North Carolina	31 H
32 Washington College	33 H
34 Virginia	21 H
45 Western Maryland	35 H
32 St. Johns	27 H
33 Navy	36 A
31 Johns Hopkins	22 H
37 *LSU	33
19 *North Carolina	17
26 *Georgia	25
29 *Kentucky	27
*S.C. Tournament (Champions)	

16-4 8-2 1931-32

Maryland	
30 Wisconsin	32 A
27 Loyola	28 H
42 Washington & Lee	38 A
43 VMI	18 A
26 Navy	25 H
36 Virginia	31 A
33 Johns Hopkins	26 A
38 VMI	20 H
51 VPI	16 H
39 Catholic	34 H
26 North Carolina	25 H
36 Washington College	16 H
35 Western Maryland	15 H
46 Virginia	18 H
49 Washington & Lee	19 H
24 St. Johns	20 H
26 North Carolina	32 A
20 Duke	18 A
38 Johns Hopkins	24 H
24 *Florida	39
*S.C. Tournament	

11-9 7-3 1932-33

Maryland	
13 Wisconsin	22 H
40 VPI	20 A
30 Duke	28 H
29 VMI	30 A
40 Washington & Lee	43 A
27 Johns Hopkins	37 A
37 VPI	21 H
27 Catholic	29 A
21 Navy	59 A
19 Virginia	26 A
42 North Carolina	29 H
36 Georgia	40 H
35 Washington College	27 H
37 Virginia	28 H
46 Washington & Lee	28 H
45 VMI	29 H
34 St. Johns	22 H
37 Western Maryland	32 H
35 Johns Hopkins	31 H
28 *South Carolina	65
*S.C. Tournament	

11-8 6-1 1933-34

Maryland	
29 Michigan	25 H
17 Indiana	30 H
24 West Virginia	26 A
37 Duke	33 H
29 VPI	24 A
34 VPI	32 H
32 Johns Hopkins	37 A
43 Virginia	20 A
24 North Carolina	28 H
33 Catholic	25 H
27 Navy	46 A
28 Virginia	25 H
33 Richmond	44 H
49 Western Maryland	33 H
36 VMI	27 H
32 St. Johns	37 H
44 Washington College	33 H
32 Johns Hopkins	19 H
37 *Washington & Lee	45
*S.C. Tournament	

8-10 4-5 1934-35

Maryland	
25 Indiana	30 H
50 Ohio State	41 H
29 West Virginia	39 H
35 South Carolina	21 H
39 VMI	24 H
39 Duke	48 H
43 Washington College	27 H
31 North Carolina	39 H
36 Navy	43 A
44 Virginia	24 H
26 Richmond	56 H
29 Catholic	45 A
29 Washington & Lee	33 H
33 Virginia	32 A
41 Johns Hopkins	35 A
17 St. Johns	24 H
52 Johns Hopkins	25 H
24 Georgetown	25 H

14-6 3-3 1935-36

Maryland	
44 VMI	29 H
27 Washington & Lee	30 A
53 VMI	32 A
32 Navy	20 A
28 Richmond	24 H
55 Baltimore	33 H
46 Washington College	34 H
32 North Carolina	44 H
41 William & Mary	39 H
38 Duke	34 H
40 Virginia	34 H
26 West Virginia	51 A
54 Washington & Lee	55 H
40 St. Johns	28 H
29 Catholic	40 H
56 Washington College	30 A
45 Johns Hopkins	40 H
47 Georgetown	39 A
47 *Duke	35
32 *Washington & Lee	38
*S.C. Tournament	

9-11 4-8 1936-37

Maryland	
40 Richmond	51 A
54 Johns Hopkins	31 H
27 Washington & Lee	51 A
48 VMI	28 A
48 Western Maryland	36 H
31 Duke	34 A
41 Washington College	20 H
37 Virginia	23 H
33 N.C. State	35 A
24 North Carolina	41 A
30 Duke	34 A
37 Navy	53 A
35 North Carolina	44 H
41 William & Mary	29 H
45 VMI	28 H
35 Washington & Lee	41 H
27 Georgetown	39 H
37 St. Johns	39 A
41 N.C. State	35 H
35 *N.C. State	42
*S.C. Tournament	



LOUIS "Bozie" BERGER
Maryland's First All-America
Basketball Player
1931 and 1932
Played Pro Basketball
with Cleveland

15-9 7-4 1937-38

Maryland		
26	Richmond	31 H
26	Michigan	33 H
50	Baltimore	32 A
43	Randolph Macon	27 H
29	Washington & Lee	31 A
42	VMI	27 A
39	Georgetown	57 A
40	Duke	35 H
24	North Carolina	43 A
34	Duke	44 A
42	VPI	35 H
34	Navy	37 A
27	NYU	42 H
36	Washington & Lee	42 H
45	William & Mary	38 H
43	VMI	33 H
49	Catholic	33 H
43	Washington College	42 A
39	Virginia	23 A
57	Dickinson	27 H
56	Johns Hopkins	30 H
38	St. Johns	29 H
45	*Citadel	43
32	*Duke	35
*S.C. Tournament		

15-9 8-3 1938-39

Maryland		
34	Richmond	41 A
45	Clemson	35 H
44	Davidson	27 H
24	Pennsylvania	36 A
25	Army	45 A
37	Navy	47 A
37	Duke	34 H
34	North Carolina	32 H
34	Hampden-Sydney	25 H
31	Virginia	21 H
60	Duke	44 A
66	North Carolina	41 A
40	N.C. State	46 A
25	Georgetown	39 H
39	Washington & Lee	37 H
49	William & Mary	57 H
48	St. Johns	20 A
53	VMI	35 H
40	Catholic	38 A
24	George Washington	37 A
47	Washington College	37 H
47	*Richmond	32
53	*N.C. State	29
27	*Clemson	39
*S.C. Tournament		

14-9 7-4 1939-40

Maryland		
48	Western Maryland	32 H
47	Randolph Macon	16 H
53	Clemson	26 H
34	Pennsylvania	41 A
51	Rutgers	39 A
53	Rhode Island State	59 A
32	Duke	30 H
35	Richmond	19 H
28	Georgetown	27 A
49	VPI	41 H
25	Washington & Lee	44 H
43	N.C. State	36 A
30	Clemson	48 A
30	South Carolina	33 A
37	Duke	48 A
49	Johns Hopkins	36 H
60	VMI	33 A
19	Washington & Lee	39 A
46	Catholic	31 H
27	VMI	25 H
26	George Washington	44 H
43	*Washington & Lee	30
32	*Duke	44
*S.C. Tournament		

1-21 0-13 1940-41

Maryland		
36	Richmond	48 H
24	Johns Hopkins	38 A
34	Clemson	48 H
32	Pennsylvania	43 A
26	Duke	40 H
41	Washington & Lee	59 A
30	VMI	64 A
34	Georgetown	51 A
36	North Carolina	55 H
17	Richmond	38 A
17	Duke	43 A
29	North Carolina	44 A
27	Navy	52 A
18	Virginia	47 A
15	Washington & Lee	42 H
28	George Washington	61 A
40	William & Mary	58 H
43	Connecticut	52 H
45	Rutgers	50 H
27	VMI	41 H
39	VPI	48 H
26	Washington College	18 H

7-15 3-8 1941-42

Maryland		
41	Richmond	23 A
34	William & Mary	39 A
36	West Virginia	63 A
15	Seton Hall	59 A
40	CCNY	57 A
48	St. Johns (NY)	64 A
35	Virginia	34 A
33	Duke	37 A
28	Washington College	25 H
51	Georgetown	42 A
29	George Washington	47 H
36	Virginia	26 H
41	VMI	46 A
44	Washington & Lee	52 A
28	Washington & Lee	30 H
47	Navy	61 A
42	William & Mary	32 H
27	West Virginia	41 H
32	Army	44 A
30	North Carolina	34 H
46	Duke	64 H
39	VMI	36 H

8-8 5-5 1942-43

Maryland		
32	Richmond	28 H
47	North Carolina	40 H
53	Virginia	49 H
49	Pennsylvania	51 A
40	Washington & Lee	50 A
34	VMI	35 A
43	George Washington	48 A
63	Navy	54 A
40	Army	44 A
43	Duke	46 H
55	Washington & Lee	35 H
56	Virginia	42 A
40	North Carolina	31 A
36	Georgetown	46 H
51	William & Mary	36 H
35	VMI	36 H

4-13 2-1 1943-44

Maryland		
33	Quantico Marines	59 H
39	Marshall	46 H
20	Bainbridge Navy	52 H
20	Virginia	52 A
43	VMI	36 H
43	Hampden-Sydney	51 H
25	Bainbridge Navy	78 A
29	Fort Belvoir	60 H
33	Catholic	31 H
26	Virginia	49 H
33	Catholic	53 A
34	Richmond	65 A
48	Woodrow Gen. Hosp.	26 H
25	Woodrow Gen. Hosp.	35 A
31	VMI	29 A
35	Navy	69 A
22	Army	85 A
23	*N.C. State	42
*S.C. Tournament		

2-14 2-5 1944-45

Maryland		
26	Gallaudet	27 H
28	North Carolina	53 A
24	Duke	51 A
32	N.C. State	46 A
33	Navy	70 A
46	VMI	28 H
34	Marine Corps Inst.	50 H
42	N.C. State	57 H
42	Hampden-Sydney	43 H
26	Virginia	57 A
27	VMI	35 A
33	Virginia	61 H
53	William & Mary	46 A
41	Merchant Marine	54 A
34	Army	54 A
49	*Duke	76
*S.C. Tournament		

9-12 5-5 1945-46

Maryland		
61	Marine Corps Inst.	46 H
43	Marshall	50 H
47	Quantico Marines	50 H
25	Duke	59 A
47	N.C. State	39 A
28	North Carolina	64 A
35	Navy	44 A
37	N.C. State	33 H
45	Virginia	48 A
43	Duke	38 H
35	Hampden-Sydney	32 H
48	George Washington	35 H
31	North Carolina	33 H
37	Virginia	36 H
43	Merchant Marine	39 H
37	Richmond	31 H
36	William & Mary	42 A
33	West Virginia	35 H
25	Army	52 A
31	Merchant Marine	48 A

27 *N.C. State 54
*S.C. Tournament

14-10 9-4 1946-47

Maryland		
43	West Virginia	81 A
49	Western Maryland	39 H
41	Johns Hopkins	36 H
62	Quantico Marines	48 A
42	North Carolina	58 A
39	Richmond	41 H
44	George Washington	43 H
65	Washington & Lee	60 A
57	VPI	49 A
61	VMI	50 A
61	North Carolina	57 H
27	Navy	55 A
59	Washington & Lee	50 H
55	Georgetown	49 H
48	George Washington	63 H
49	Richmond	68 A
55	VPI	42 H
38	Duke	40 H
47	Kings Point	73 A
57	Army	54 A
52	Citadel	40 H
53	VMI	45 H
54	Pennsylvania	80 A
43	*N.C. State	55
*S.C. Tournament		

11-14 9-7 1947-48

Maryland		
63	Western Maryland	58 H
52	Loyola	63 H
59	Davidson	58 A
64	Washington & Lee	70 A
53	VMI	46 A
64	Johns Hopkins	53 A
46	North Carolina	70 A
42	Duke	53 A
40	Georgetown	52 H
49	Clemson	42 A
44	Virginia	64 A
47	Navy	51 H
68	South Carolina	54 H
63	VMI	48 A
44	Army	48



Gene Shue
All American
1953-54

64	Washington & Lee	38 H
49	George Washington	65 A
47	North Carolina	51 H
56	Virginia	68 H
60	Richmond	53 H
54	South Carolina	53 A
63	Clemson	61 A
62	Richmond	64 A
35	George Washington	59 H
51	*Davidson	58
*S.C. Tournament		

9-18 8-7 1948-49

Maryland		
49	Temple	67 A
60	VPI	51 H
75	Loyola (Baltimore)	77 A
45	Richmond	54 H
47	Virginia	53 H
74	Clemson	50 H
47	North Carolina	55 A
49	Davidson	52 A
43	Virginia	79 A
51	Georgetown	53 A
67	Pennsylvania	81 A
46	Navy	52 A
54	George Washington	66 H
43	Miami (Ohio)	42 A
48	Miami (Ohio)	58 A
33	Cincinnati	70 A
53	VMI	45 A
66	Washington & Lee	60 A
79	South Carolina	49 H
42	North Carolina	66 H
52	Georgetown	56 H
57	South Carolina	56 A
49	Clemson	68 A
66	Richmond	51 A
42	George Washington	61 A
70	VMI	55 H
61	*North Carolina	79
*S.C. Tournament		

7-18 5-13 1949-50

Maryland		
57	VPI	63 A
40	Tennessee	61 A
56	Virginia	66 A
65	Washington & Lee	46 H
52	Pennsylvania	54 A
55	Clemson	60 H
62	Navy	75 A
71	Ohio Wesleyan	75 H
53	North Carolina	55 A
46	Duke	58 A
71	Georgetown	65 A
52	William & Mary	56 H
49	Richmond	59 A
51	George Washington	72 H
56	William & Mary	64 A
65	VMI	53 H
56	North Carolina	69 H
61	VMI	62 A
67	Duke	57 H
56	South Carolina	61 H
70	Virginia	52 H
64	Davidson	61 H
67	Richmond	48 H
44	South Carolina	59 A
68	Clemson	70 A

16-11 11-8 1950-51

Maryland		
59	Virginia	57 H
65	Pennsylvania	74 A
48	William & Mary	41 H
46	Virginia	43 A
52	Washington & Lee	43 H
51	Rutgers	45 H
67	North Carolina	59 A
48	Richmond	42 A
47	Navy	51 A
58	Georgetown	47 H
57	VPI	66 H
56	North Carolina	55 H
57	Davidson	55 A
43	South Carolina	70 A
44	Clemson	50 A
65	Washington & Lee	83 A
46	VMI	41 A
47	South Carolina	37 H
64	West Virginia	70 H
40	Duke	49 H
50	William & Mary	55 A
54	Clemson	50 H
42	Richmond	33 H
47	George Washington	67 A
65	VMI	46 H
50	*Clemson	48
45	*N.C. State	54
*S.C. Tournament		

18-8 10-4 1964-65

Maryland		
72 Penn State	71	H
82 George Washington	80	H
59 Virginia	61	A
62 N.C. State	63	H
73 West Virginia	80	H
82 Wake Forest	64	H
61 Kansas	63	H
66 Tulsa	59	A
73 Miami (Fla.)	80	A
76 North Carolina	68	H
67 Clemson	65	A
75 South Carolina	70	A
77 Navy	58	H
93 Wake Forest	85	A
67 N.C. State	73	A
91 North Carolina	80	A
64 Duke	82	A
86 West Virginia	78	A
85 Georgetown	67	A
52 Virginia	47	H
70 Navy	57	A
85 Duke	82	H
88 Clemson	71	H
73 South Carolina	59	H
61 Clemson	50	ACC
67 N.C. State	76	ACC

14-11 7-7 1965-66

Maryland		
61 Penn State	65	A
87 Wake Forest	66	H
59 N.C. State	48	H
62 Kansas	71	A
63 Kansas State	57	A
77 Georgetown	59	H
74 West Virginia	76	A
69 Houston	68	A
77 Dayton	75	A
52 North Carolina	67	A
62 Virginia	65	H
61 Duke	76	A
58 N.C. State	60	A
107 George Washington	81	A
66 Clemson	71	A
78 South Carolina	63	A
76 North Carolina	66	H
86 Wake Forest	78	A
74 Navy	69	H
107 West Virginia	92	H
71 Virginia	64	A
69 Duke	74	H
56 South Carolina	42	H
69 Clemson	81	H
70 North Carolina	77	ACC



Len Elmore
All American
1973, 1974

11-14 5-9 1966-67

Maryland		
76 Penn State	53	H
54 N.C. State	38	A
63 South Carolina	65	H
85 Virginia	65	A
50 Oklahoma State	49	A
53 Memphis State	55	A
59 Wake Forest	68	H
66 Davidson	65	A
57 Army	54	A
60 N.C. State	55	H
82 West Virginia	81	A
69 Duke	72	H
68 Clemson	48	H
58 West Virginia	61	H
53 South Carolina	80	A
77 North Carolina	85	A
78 George Washington	52	H
49 Georgetown	80	A
87 Virginia	76	H
65 Navy	66	A
58 Duke	81	A
78 North Carolina	79	H
61 Clemson	65	A
64 Wake Forest	78	A
54 South Carolina	57	ACC

8-16 4-10 1967-68

Maryland		
71 Penn State	76	A
84 George Washington	53	A
62 N.C. State	75	H
66 South Carolina	65	H
60 Wake Forest	73	A
53 Texas El Paso	70	A
72 Southern Illinois	73	A
59 South Carolina	68	A
52 N.C. State	68	A
79 West Virginia	75	H
52 Duke	84	H
93 Clemson	94	A
76 Navy	72	H
73 Miami (Fla.)	93	A
67 North Carolina	73	H
64 Duke	85	A
66 West Virginia	83	A
85 Virginia	76	H
87 Wake Forest	74	H
60 North Carolina	83	A
81 Clemson	68	H
68 Virginia	70	A
68 Georgetown	60	H
54 N.C. State	63	ACC

8-18 2-12 1968-69

Maryland		
66 Penn State	56	H
65 West Virginia	86	A
67 South Carolina	79	A
63 Princeton	72	H
87 Wake Forest	95	A
99 George Washington	96	H
89 Marshall	80	A
35 Miami (Fla.)	92	A
69 Davidson	83	A
95 Wichita	83	A
71 Wake Forest	93	A
69 N.C. State	85	A
67 South Carolina	69	H
85 Duke	96	A
83 Clemson	78	H
77 Virginia	78	H
87 North Carolina	107	A
81 N.C. State	86	H
91 West Virginia	84	H
83 Duke	93	H
68 Navy	72	A
78 Virginia	84	A
86 North Carolina	88	H
84 Clemson	83	A
83 Georgetown	78	A
71 South Carolina	92	ACC

13-13 5-9 1969-70

Maryland		
97 Buffalo	77	H
92 George Washington	71	A
67 Princeton	75	A
87 Wake Forest	104	H
68 South Carolina	101	H
54 Army	69	H
94 Fordham	71	H
94 Delaware	58	H
57 N.C. State (L)	91	A
96 Wake Forest	88	A
83 West Virginia	76	H
44 South Carolina	55	A
75 Clemson	63	A
73 Navy	57	H
97 Maine	68	H
52 Duke	50	H
69 North Carolina	77	H
54 N.C. State (L)	64	A
81 Georgetown	71	H
69 Virginia (L)	71	A

83 North Carolina	90	A
76 Duke	87	A
103 Clemson	85	H
78 West Virginia	83	A
79 Virginia (W)	71	H
57 N.C. State	67	ACC

14-12 5-9 1970-71

Maryland		
86 Delaware	73	H
109 Buffalo	70	H
85 Lehigh	66	H
72 Wake Forest	71	H
70 South Carolina	96	A
79 Georgetown	96	A
80 Tampa	72	H
111 Miami (Fla.)	77	H
99 Richmond	67	H
81 N.C. State (L)	83	H
31 South Carolina	30	H
56 Clemson	52	H
George Washington	67	H
88 Loyola (Md.)	69	A
70 North Carolina	105	A
61 N.C. State (L)	71	A
88 Duke	79	A
63 Virginia (L)	78	A
67 Duke	70	H
76 North Carolina	100	H
56 Seton Hall	55	A
45 Clemson	51	A
81 West Virginia	83	H
66 Wake Forest	72	A
89 Virginia (W)	84	H
63 South Carolina	71	ACC

27-5 8-4 1971-72

Maryland		
100 Brown	83	H
118 George Washington	96	A
57 Virginia (L)	78	A
79 Georgetown	46	H
86 Canisius	77	H
73 Loyola	60	A
102 Holy Cross	79	A
103 Western-Kentucky	67	H
90 St. John's	69	H
83 N.C. State (W)	70	H
61 Clemson	63	A
49 Wake Forest	46	A
85 Navy	60	A
82 Buffalo	58	H
72 North Carolina	92	A
66 N.C. State (W)	65	A
77 Duke	58	H
85 Duquesne	71	H
78 Long Island Univ.	60	A
79 North Carolina	77	H
67 Clemson	57	H
76 Richmond	61	H
59 Duke	68	A
64 Wake Forest	56	H
45 Virginia (W)	42	H
54 Clemson	52	ACC
62 Virginia	57	ACC
64 North Carolina	73	ACC
67 St. Joseph's	55	NIT
71 Syracuse	65	NIT
91 Jacksonville	77	NIT
100 Niagara	69	NIT

23-7 7-5 1972-73

Maryland		
127 Brown	82	H
82 Richmond	50	A
107 Canisius	80	A
99 Georgetown	73	A
88 George Washington	79	H
90 Georgia Tech	55	H
90 Syracuse	76	H
76 Kent State	58	H
79 Clemson	75	A
93 Virginia (W)	74	H
85 N.C. State (L)	87	H
76 Navy	67	A
105 Wake Forest	76	H
100 Long Island	73	H
94 North Carolina	88	H
78 N.C. State (L)	89	A
81 Duke	81	A
83 Fordham	72	A
93 Buffalo	64	H
85 North Carolina	95	A
Clemson	66	H
81 Duquesne	71	A
Duke	68	H
60 Wake Forest	62	A
92 Virginia (W)	81	A
77 Clemson	61	ACC
73 Wake Forest	65	ACC
74 N.C. State	76	ACC
91 Syracuse	75	NCAA
89 Providence	103	NCAA

23-5 9-3 1973-74

Maryland		
64 UCLA	65	A
106 Eastern Kentucky	57	H
115 Georgetown	83	H
78 San Francisco	60	A
53 Santa Clara	32	A
102 Holy Cross	75	H
58 Boston College	37	H
96 Richmond	60	A
89 Clemson	60	H
72 Wake Forest	59	A
74 N.C. State (L)	80	A
112 Fordham	73	H
72 Navy	50	A
86 Canisius	73	H
73 North Carolina	82	A
80 N.C. State (L)	86	H
Duke	83	H
88 Virginia (W)	81	A
92 George Washington	71	A
91 North Carolina	80	H
56 Clemson	54	A
98 Duquesne	72	H
64 Duke	61	A
77 Wake Forest	68	H
110 Virginia (W)	75	H
85 Duke	66	ACC
105 North Carolina	85	ACC
100 N.C. State	103	ACC



John Lucas
All American
1975, 1976

24-5 10-2 1974-75

Maryland	
106 Richmond	81 H
99 Wake Forest	78 A
99 Long Island	84 H
104 Georgetown	71 A
113 DePaul	49 H
81 George Washington	67 A
105 Georgia Tech	67 H
75 U.C.L.A.	81 H
96 Appalachian State	50 H
90 Notre Dame	82 H
83 Duke	77 H
89 Wake Forest	73 H
103 N.C. State (W)	85 H
87 Navy	73 A
82 Clemson	83 A
66 North Carolina	69 H
98 N.C. State (W)	97 A
86 Virginia (W)	79 H
65 Fordham	46 A
104 Duke	80 A
96 North Carolina	74 A
70 Virginia (W)	51 A
103 Duquesne	82 A
70 Clemson	64 H
104 East Tennessee	87 H
85 N.C. State	87 ACC
83 Creighton	79 NCAA
83 Notre Dame	71 NCAA
82 Louisville	96 NCAA

22-6 7-5 1975-76

Maryland	
127 East Carolina	84 H
99 DePaul	42 H
98 Richmond	71 A
122 Boston University	82 H
93 Georgia Tech	65 H
81 Fordham	56 H
70 UNC-Charlotte	60 H
104 Seton Hall	69 H
66 Princeton	59 H
111 Long Island	88 H
82 George Washington	72 A
93 Wake Forest	96 A
87 N.C. State (W)	69 A
87 Navy	69 A
77 Clemson	82 H
93 North Carolina (tot)	95 A
102 N.C. State (W)	84 H
69 Notre Dame	63 A
69 Virginia (W)	66 A
102 Duke	91 H
69 North Carolina	81 H
98 Clemson	89 A
72 Georgetown	63 A
67 Duke	69 A
105 Wake Forest	91 H
81 Virginia (W)	73 H
80 Duke (tot)	78 ACC
65 Virginia	73 ACC

19-8 7-5 1976-77

Maryland	
79 Notre Dame (tot)	80 H
86 Ball State	70 H
49 Long Island	45 H
58 Princeton	45 H
80 East Carolina	69 H
92 DePaul	74 H
76 Appalachian St.	74 H
106 Bucknell	72 H
84 Xavier	74 H
96 Syracuse	85 H
90 Richmond	87 H
85 Wake Forest (tot)	86 H
87 N.C. State (W)	80 H
62 Navy	54 NEU
71 Clemson	93 A
68 North Carolina	71 H
75 N.C. State (W)	73 A
76 George Washington	86 H
82 Virginia (W)	67 H
65 Duke (tot)	64 A
70 North Carolina	97 A
84 Clemson	78 H
88 Pittsburgh	75 H
85 Duke	72 H
81 Wake Forest	80 A
68 Virginia (L)	77 A
72 N.C. State	82 ACC

15-13 3-9 1977-78

Maryland	
95 Bucknell	62 H
78 American	65 N
91 Georgetown	87 N
89 Penn State	80 N
130 East Carolina	106 H
90 George Washington	101 A
94 Long Island	64 H
99 Army	77 H
91 Western Kentucky	78 H
65 Georgia Tech	63 H
78 Duke	88 H
75 Wake Forest	84 A
82 N.C. State (L)	88 A

74 Air Force	73 H
90 Clemson	75 H
71 North Carolina	85 A
73 N.C. State (L)	80 H
54 Notre Dame	69 A
64 Virginia (L)	66 A
81 Nevada Las Vegas	68 H
64 North Carolina	66 H
80 Clemson	75 A
86 Pittsburgh (tot)	89 A
70 Duke	81 A
91 Wake Forest	89 H
70 Virginia (L)	79 H
109 N.C. State (3 ot)	108 ACC
69 Duke	81 ACC

19-11 6-6 1978-79

Maryland	
107 Bucknell	97 H
65 Georgetown	68 N
81 Air Force	94 A
88 Nevada Las Vegas	61 N
69 Penn State	60 H
86 Biscayne	71 H
82 East Carolina	110 H
124 N.C. State (W)	103 H
129 Canisius	56 H
62 St. Joseph's (tot)	79 H
83 Southern California	72 H
84 George Washington	66 H
60 Wake Forest	81 A
82 N.C. State (2 ot) (W)	99 H
84 Louisville	63 A
77 Clemson	54 H
53 North Carolina	62 H
82 Navy	66 H
61 Notre Dame	69 H
63 Virginia (L)	87 A
87 Duke	76 A
67 North Carolina	69 H
77 Clemson	68 H
70 Duke	53 A
54 Wake Forest	75 A
72 Virginia (L)	67 ACC
75 Clemson	102 ACC
79 North Carolina	65 NIT
67 Rhode Island (3 ot)	79 NIT
72 Ohio State	

24-7 11-3 1979-80

Maryland	
82 U.M.E.S.	58 H
56 Penn State	55 N
71 Georgetown	83 N
72 Brown	59 H
113 Catholic	79 H
70 Georgia Tech	60 H
95 Bucknell	73 H
115 Miami (Ohio)	76 H
85 Temple	63 H
83 Georgia Tech	73 A
84 Wake Forest	76 A
62 N.C. State (L)	67 A
95 Pittsburgh	88 H
84 Clemson	83 H
92 North Carolina	86 A
66 N.C. State (W)	62 H
63 Notre Dame	64 A
63 Virginia (W)	61 A
101 Duke	82 H
70 North Carolina	69 H
81 Clemson	90 A
99 Boston	76 H
85 East Carolina	72 H
61 Duke	66 A
83 Wake Forest	77 H
82 Virginia (W)	71 H
52 Georgia Tech (tot)	49 ACC
91 Clemson	85 ACC
72 Duke	73 ACC
86 Tennessee	75 NCAA
68 Georgetown	74 NCAA

21-10 8-6 1980-81

Maryland	
86 Navy	64 H
95 American	65 H
96 Wagner	73 A
83 Syracuse	73 A
109 Fairleigh Dickinson	83 H
67 Louisville	75 A
82 N.C. STATE (OT) (W)	75 H
66 GEORGIA TECH	55 A
114 Marshall	89 H
74 St. Joseph's	57 H
69 William & Mary	64 H
66 NORTH CAROLINA	75 A
94 DUKE	79 H
64 VIRGINIA (L)	66 H
68 CLEMSON (OT)	62 A
81 U.M.E.S.	65 H
70 Notre Dame	73 H
69 Pittsburgh (tot)	66 A
72 GEORGIA TECH	64 H
60 WAKE FOREST	67 A
54 DUKE	55 A
72 CLEMSON	70 H
63 NORTH CAROLINA	76 H
94 WAKE FOREST	80 H
76 N.C. STATE (W)	72 A
63 VIRGINIA (L)	74 A
56 DUKE	53 ACC
85 VIRGINIA	62 ACC
60 NORTH CAROLINA	61 ACC
81 Tenn-Chattanooga	69 NCAA
64 Indiana	99 NCAA

16-13 5-9 1981-82

Maryland	
49 St. Peter's	42 H
82 Lafayette	58 H
87 Long Island	79 H
74 George Mason	62 H
76 Mid (Eastern Shore)	64 H
75 Towson State	59 H
53 N.C. STATE (L)	74 A
90 Ohio University	64 H
43 GEORGIA TECH	45 H
57 UCLA	90 A
50 NORTH CAROLINA	66 H
40 DUKE	36 A
40 VIRGINIA (OT) (L)	45 A
62 CLEMSON	57 H
91 Canisius	73 H
51 Notre Dame	55 A
50 William & Mary	43 A
63 GEORGIA TECH	64 A
61 WAKE FOREST	56 H
77 DUKE	60 H
94 Holstra	59 H
56 NORTH CAROLINA	59 A
66 CLEMSON	75 A
42 WAKE FOREST	48 A
38 N.C. STATE (L)	52 H
47 VIRGINIA (OT) (W)	46 H
28 N.C. State	40 ACC
66 Richmond (NIT)	50 A
69 Georgia (NIT)	83 A

20-10 8-6 1982-83

Maryland	
79 Penn State	97 N
91 Mid (Eastern Shore)	70 H
67 Canisius	66 A
56 St. Joseph's	64 H
85 Duquesne	64 H
66 Towson	56 H
80 UCI (12 ot)	79 H
73 American	71 H
56 William & Mary	51 H
64 Virginia (L)	83 H
71 North Carolina	72 A
67 Duke	86 H
80 Clemson	61 A

68 Notre Dame	67 H
55 Holy Cross	53 A
86 N.C. State (W)	81 H
98 Navy	73 H
87 Old Dominion	67 H
77 Georgia Tech	69 H
66 Wake Forest	79 A
106 North Carolina	84 H
92 Clemson	95 H
101 Duke	90 A
60 Georgia Tech	70 A
83 Wake Forest	75 H
67 N.C. State (W)	58 A
81 Virginia (L)	83 A
58 Georgia Tech (tot)	64 ACC
52 Tenn-Chattanooga	51 NCAA
50 Houston	60 NCAA

24-8 9-5 1983-84
ACC CHAMPIONS

Maryland	
108 Johns Hopkins	65 H
68 Ohio State	72 N
77 Canisius	55 H
67 Penn State	58 N
78 Duquesne	67 A
104 U.M.E.S.	69 H
89 Boston College	76 H
58 Randolph-Macon	52 H
96 LaSalle	83 H
59 N.C. State	55 A
58 William & Mary	44 H
62 North Carolina	74 H
81 Duke	75 A
85 Clemson	72 H
69 Old Dominion	58 A
47 Notre Dame	52 A
67 Virginia	66 A
70 Georgia Tech	71 A
87 Wake Forest	90 A
84 Duke	89 H
61 Dayton	59 H
66 Clemson	65 A
63 North Carolina	78 A
79 Georgia Tech	74 H
90 Wake Forest	79 H
63 N.C. State	50 H
74 Virginia	65 H
69 N.C. State	63 ACC
66 Wake Forest	64 ACC
74 Duke	62 ACC
102 West Virginia	77 NCAA
70 Illinois	72 NCAA



Albert King
All American
1979-80



All-Time Statistical Leaders

CAREER SCORING

2,058	Albert King	1977-81
2,015	John Lucas	1972-76
1,807	Tom McMillen	1971-74
1,607	Ernest Graham	1977-81
1,561	Greg Manning	1977-81
1,397	Gene Shue	1951-54
1,370	Will Hetzel	1967-70
1,346	Adrian Branch	1980-
1,300	Jay McMillen	1964-67
1,266	Bob Kessler	1953-56
1,235	Jim O'Brien	1970-73
1,219	Steve Sheppard	1974-76
1,198	Larry Gibson	1975-79
1,161	Mo Howard	1972-76
1,153	Buck Williams	1978-81
1,094	Gary Ward	1963-66
1,026	Brad Davis	1974-76
1,017	Len Elmore	1971-74
1,016	Lee Brawley	1949-52
1,007	Lawrence Boston	1975-78
987	Pete Johnson	1966-69
972	Bob O'Brien	1954-57
935	Al Bunge	1957-60
875	Jerry Greenspan	1960-63
861	Nick Davis	1954-57
868	Rod Horst	1967-70
854	Bruce Kelleher	1958-61

SINGLE SEASON REBOUNDING

412	Len Elmore	1973-74
363	Buck Williams	1980-81
351	Len Elmore	1971-72
336	Bob Kessler	1955-56
323	Buck Williams	1978-79
321	Tom Roy	1974-75
318	Will Hetzel	1968-69
306	Tom McMillen	1971-72
290	Len Elmore	1972-73
289	Al Bunge	1959-60
284	Tom McMillen	1972-73
279	Bob McDonald	1960-61
271	Gary Ward	1964-65
269	Tom McMillen	1973-74
269	Ben Coleman	1983-84
265	Al Bunge	1957-58
263	Bob Kessler	1954-55
258	Rod Horst	1969-70
257	Larry Gibson	1978-79
253	Larry Gibson	1977-78
250	Bob Everett	1954-55
249	Lawrence Boston	1975-76
246	Steve Sheppard	1975-76
242	Buck Williams	1979-80
242	Ben Coleman	1982-83
241	Al Bunge	1958-59
241	Gary Ward	1965-66

SINGLE SEASON SCORING

674	Albert King	1979-80
667	Tom McMillen	1971-72
654	Gene Shue	1953-54
616	Tom McMillen	1972-73
605	Will Hetzel	1968-69
564	John Lucas	1973-74
559	Albert King	1980-81
557	John Lucas	1975-76
541	Adrian Branch	1982-83
524	Tom McMillen	1973-74
512	Jay McMillen	1964-65
508	Gene Shue	1952-53
499	Ernest Graham	1978-79
498	Jim O'Brien	1972-73
494	Steve Sheppard	1975-76
491	Ben Coleman	1983-84
490	Bob Kessler	1955-56
488	Len Bias	1983-84
487	Bob Kessler	1954-55
483	Ernest Graham	1979-80
482	Buck Williams	1980-81
471	Greg Manning	1979-80
469	John Lucas	1974-75
469	Gary Ward	1964-65
454	Ben Coleman	1982-83
448	Ernest Graham	1980-81
444	Albert King	1978-79
442	Adrian Branch	1981-82
431	Owen Brown	1974-75
430	Larry Gibson	1978-79
430	Gary Ward	1965-66
428	Rod Horst	1969-70
424	John Lucas	1972-73
423	Lawrence Boston	1977-78
422	Greg Manning	1980-81
416	Steve Sheppard	1974-75
414	Will Hetzel	1969-70
401	Charles McNeil	1958-59

COLE FIELD HOUSE RECORDS

Team Scoring: 141 by Maryland Freshmen vs Kings College
Dec. 13, 1969

Field Goals: 62 by Maryland Freshmen vs Kings College
1961

Individual Scoring: 48 by Tom Baxley vs Virginia Freshmen,
1961
48 by Tom Baxley vs Bainbridge Prep, 1961
48 by Tom McMillen vs Georgetown Freshmen,
1971

Field Goals: 21 by Tom McMillen vs Georgetown Freshmen,
1971

Rebounds: 31 by Tom McMillen vs West Virginia Freshmen, 1971



HOME OF THE TERRAPINS
UNIVERSITY MARYLAND



welcomes



Administration



Dr. John S. Toll

President

John S. Toll is a vital force for excellence in higher education in the State of Maryland and in the nation.

In 1978, when he became the 22nd president of the University it was his hope that "with a determined effort from everyone concerned, the University of Maryland can, in about a decade, become one of the best state university systems in the nation."

Now, on his sixth anniversary, a major national study has placed the University near that mark. The National Academy of Sciences evaluation of graduate education in the U.S. shows the departments of computer science, physics, math, art history, economics and electrical engineering among the top 10 public universities in scholarly quality of the faculty. Seven other programs ranked among the top 20. Of these the arts and humanities programs were also listed in the 10 most improved among public universities.

Growing confidence in the quality of the University has brought five gifts of \$1,000,000 or more from individuals and organizations since Dr. Toll became president, and a gift of \$5 million over the next three years from IBM. Membership in the Presidents Club (donors of \$10,000 and above) has quadrupled to 511, and the number of alumni and friends who contribute to the annual fund has grown from 5,000 to 21,900.



Exceptional students, too, are recognizing the University's strong academic position. In six years there has been a six-fold increase in the number of National Merit and National Achievement winners coming to Maryland. 25 National Merit winners and 27 National Achievement winners are attending the University this fall. And, at a time when SAT scores of entering freshman were declining nationally, there has been a steady increase at Maryland.

Dr. Toll received his undergraduate degree in physics from Yale where he graduated with highest honors. His advanced physics degrees were earned at Princeton. An avid jogger, camper and tennis player, Dr. Toll and his wife Deborah have two daughters.



John Brooks Slaughter, the third Chancellor of the College Park Campus, is a distinguished scientist and a dedicated humanitarian as well as an able administrator. His research specialities are in the fields of electrical engineering and computer systems. His accomplishments in these fields have brought him high recognition. He is a Fellow in the Institute of Electrical and Electronic Engineers and the American Association for the Advancement of Science. He holds membership in the National Academy of Engineering, was selected U.C.L.A. Engineering Alumnus of the Year (1978), received the Distinguished Service Award from the National Science Foundation (1979), and was recognized for Distinguished Service in Engineering by Kansas State University (1981).

Dr. John Brooks Slaughter

Chancellor

Since his undergraduate days Dr. Slaughter has been active in humanitarian affairs. As chapter president of Zeta Sigma Lambda Chapter of Alpha Phi Alpha Fraternity, Inc., (San Diego) from 1957 to 1959 he participated in cultural, social, and educational activities directed toward the enhancement of the black community in San Diego. As president of the Board of Directors of the San Diego Urban League he was concerned with providing equal opportunities in education, employment, housing, and social services.

Prior to assuming his responsibilities at the University of Maryland he served as Academic Vice President and Provost at Washington State University and as Director of the National Science Foundation. In his inauguration address to the College Park campus on May 3, 1983, he set the course for his administration: "I want to see this campus continue its vigorous pursuit of academic excellence while reaching out to a more diversified student body. I want the University of Maryland at College Park to set a national standard for excellence and equality. As we pursue these goals, we must also enhance our contributions to the State. Finally, I am committed to a university that is a community — a community that takes pride in itself and touches each person involved in the campus with pride."

Dr. Charles A. Taff
Chairman, Athletic Council

Dr. Charles A. Taff, Professor of Transportation, College of Business and Management is Chairman of the Athletic Council. Dr. Taff served as Chairman of the Department of Business Administration from 1962 to 1973. He is the author of numerous articles and of four books, two of which are in sixth editions.

For 15 years Dr. Taff was Editor of the Transportation Journal, a professional publication that is published quarterly and is currently a member of its Editorial Review Board.

He served as a member of the Joint U.S. Canadian St. Lawrence Seaways Tolls Committee which recommended the fee structure for the Seaway. He has served as a transportation consultant to the President's Council of Economic Advisors under four Presidents.

Dr. Taff has also served as President of the Atlantic Coast Conference.

Francis A. Gray, Jr. (Maryland '43)
Associate Athletic Director

Frank Gray joined the athletic department as Administrative Director in 1972. He is primarily responsible for the fiscal program of the department with an operating budget of approximately \$5,000,000.

A native of Maryland and 1943 graduate of the University with a degree in Agriculture and Farm Management, he began his professional career with the University as an Assistant County Agricultural Agent.

He entered private industry in 1955 but returned to the University in 1960 as Associate Dean of Student Life. During his 12 years prior to joining the Athletic Department he served two years as Acting Dean for Student Life and has served as Administrative Director for the Executive Dean for Student Life, the Vice President for Student Affairs and the Vice Chancellor for Student Affairs.

Randy Hoffman (Maryland '74)
Associate Athletic Director

Randy Hoffman was named an Associate Director of Athletics this past summer after serving as Assistant AD and Director of Sports Marketing. A 1974 graduate of the University he has worked with the golf program as

assistant coach, head coach and Director of Golf Facilities. He assumed management of the Golf course in 1981.

He received a Bachelor's degree in Business Management-Marketing in 1980 and is currently finishing his Master's program in Administration at Maryland.

Randy came to Maryland from Lewisburg, Pennsylvania where he captained the football, basketball and golf teams and was an All-Conference quarterback. He is a member of the Terrapin Club and Alumni "M" Club.

Robert T. Stumpff (Maryland '68)
Associate Athletic Director

Bob Stumpff returned to the athletic department in July 1980 as Assistant Athletic Director for Business Affairs, responsible for the daily business operations of the department, to include the Athletic Ticket Office, all physical facilities and all cash handling operations. He now coordinates the game day operations of Byrd Stadium and Cole Field House, is responsible for the daily operation of all athletic facilities and grounds administration.


Bob initially came to the University as manager of the wrestling team. He received his degree in Transportation Administration in June 1968. Upon graduation he was named Administrative Assistant to the AD. From September 1969 through July 1980 he was the Associate Director of the Maryland Student Union.

He has been a member of the Board of Governors of the M Club since 1970 and is presently a faculty advisor to the Sigma Circle of Omicron Delta Kappa. Bob is also a member of the College Athletic Business Managers Association and the College Park Board of Trade.

Gothard Lane (Randolph Macon '71)
Assistant Athletic Director

Gothard Lane assumed the duties of Assistant AD for Non-Revenue Sports in March of 1982. He also works with the football and basketball programs handling their scheduling.


He joined the Maryland football staff in 1973 as a defensive backfield coach, a position he held for four years. From 1977 until his appointment as Assistant AD he held the position of Administrative Assistant to the Director of Athletics and Director of Recruiting.



Dr. Charles A. Taff



Frank Gray



Randy Hoffman



Bob Stumpff



Gothard Lane

As Assistant AD he has the administrative responsibility for all non-revenue sports, men and women.

William "Spider" Fry (Maryland '51)
Assistant Athletic Director

"Spider" Fry moved into an administrative position in the athletic department in 1978 after having devoted 15 years to the athletes as Head Trainer. He now serves as Director of the Golf Facilities.

As a Maryland undergraduate he earned his letter in varsity soccer and a B.S. Degree in Physical Education. He was an assistant trainer at Maryland before taking over the Head Trainer duties at Dartmouth.

He returned to Maryland, after five years at Dartmouth, in March 1967.

Thomas M. Fields (Maryland '42)
Executive Director Educational Foundation

Tom Fields has served as Executive Director of the Maryland Educational Foundation since 1970 when he retired as a Colonel in the U.S. Marine Corp.

For the past fiscal year the funds generated by the Educational Foundation totaled \$1,850,000. The membership of the Terrapin Club has expanded to 2,500 with 62 life members (\$10,000 contribution), 71 Super Terrapins (\$2,500 annual contribution), 552 Diamondbackers (\$1,200 annual contribution) and 533 Gold members (\$600 annual contribution).

Over one half of all contributors did not attend the University of Maryland but all are strong supporters of Intercollegiate Athletics and its principals of competition.

The funds provided by the foundation have enabled the Terrapins to develop a Women's program that has also gained national recognition. All funds go to scholarships and the scholarship program for Women athletes is on a par with the program for men's non-revenue sports.

Fields was a track star for the Terps as an undergraduate and helped lead the Terps to one of their finest days ever at the Penn Relays winning three Championship of America relay races. During World War II he served in combat on Guadalcanal, Vella Lavella, Bougainville, and Iowa Jima. He also served in Korea and Vietnam and at the time of his retirement from the Corps he was the Deputy Director of Information, Headquarters, Marine Corps.

Jeff Hathaway (Maryland '81)
Business Manager of Athletics

Jeff Hathaway returned to the University in November of 1982 to become head Trainer for the Terrapins basketball team. He also served as an assistant to Frank Gray, the Associate Athletic Director for Administrative Affairs. In May of '84 he took over the duties of Business Manager of Athletics and will supervise and administer the Athletic Department Ticket sales office.

Following graduation from Maryland Hathaway went immediately to the Chicago White Sox baseball team as Director of Community Relations. He arranged all public appearances and speaking engagements of all the White Sox players during the 1981 and 1982 baseball seasons. He came to Maryland from DeMatha High where he worked as basketball manager and assistant trainer with Coach Morgan Wootten.

He served two years as student trainer with basketball at Maryland and two years with the Terrapin football team as a student.

Jeff did his public relations internship with the Washington Redskins during the 1980 training camp at Dickinson College with PR director Joe F. Blair. He received his B.S. in Athletic Administration through individual studies program. He is a certified emergency medical technician.

John W. Zane (Maryland '60)
Assistant Athletic Director

Jack Zane returned to Maryland in August of 1969 after serving as the Sports Information Director for The George Washington University for six years.

He received his degree in Journalism from Maryland in February of 1960 after serving as a student assistant to Joe Blair for three years. He served as a full time assistant for two years after graduation.

While at Maryland he was the first Executive Sports Editor of the Diamondback, SMC of Pi Kappa Alpha and a member of Sigma Delta Chi Journalism fraternity.

He served six years as a member of the NCAA Public Relations Committee and is currently a member of the NCAA Public Relations/Promotions Committee. He has been a member of CoSIDA for 24 years and serves as a first vice president.



Spider Fry



Tom Fields



Jeff Hathaway



Jack Zane

He is a member of Football, Basketball, and Baseball Writers of America, the Maryland Chapter of Sigma Delta Chi, the Atlantic Coast Sportswriters and the Washington D.C. Touchdown Club as well as a Diamondback member of the Terrapin Club.

A graduate of Southern High at Lothion, he is a native of Maryland and served four and a half years in the Navy before enrolling at Maryland. He is married to the former Judy Allen of Fayetteville, West Virginia and a graduate of The George Washington University.

**Joe F. Blair (Missouri '50)
Assistant Sports Information Director**

Joe returned to Maryland in August of 1983 where he began his public relations career in August of 1950. He served as the Sports Information Director at Maryland for 13 years before joining the Washington Redskins as Public Relations Director and Head of Media Relations.

He has worked with the NFL Players Association, helped out at Maryland and served as a consultant with the Washington Federals during his 33 years in the Washington area.

Joe spent a total of 18 years with the Washington Redskins, retiring after earning his Super Bowl ring in 1982 with the 27-17 win over Miami in the Rose Bowl.

During his years he says he has enjoyed working with some of the finest coaches in the profession, especially Jim Tatum, Vince Lombardi, Joe Gibbs and Jack Pardee, and one of the best General Managers in the NFL, Bobby Beathard. After only one season back at Maryland he includes Bobby Ross among the group.

He has worked with a National Championship team at Maryland (1953) and the Super Bowl Champions with the Redskins. He worked 12 Super Bowl games for the NFL office.

The "Blair Lounge" at the Ledo restaurant was named for him in 1956.

In returning to Maryland he joins Jack Zane, whom he lured into the field as a Maryland student. He reigned as "Best Man" at Zane's wedding in 1966.

Joe is a product of the Missouri School of Journalism, a veteran of World War II as he served in the Air Force, and a native of Freeport, Pennsylvania.



Joe Blair

**Steve Rear (Maryland '83)
Assistant Sports Information Director**


Steve Rear originally joined the Maryland Sports Information Office as a student assistant in September, 1980. He became a full time member of the staff in December, 1983, following graduation. He earned his Bachelor of Science Degree from the University's College of Journalism.

His main assignments will be the men and women non-revenue sports but will assist working with all 22 sports.

He has worked with the media covering professional sports as an undergraduate student intern. He was a member of the 1981-82 Washington Capitals game staff as a public relations assistant for pre and post game media requirements. He also headed the staff of media assistants who worked the National Hockey League's all-star game at the Capital Centre.

For the past two years he assisted with the media operations of the Lacrosse International in Baltimore.

In the summer of 1983 Rear served as an intern with Advantage International, a sports management corporation in Washington, D.C.





Steve Rear
Assistant Sports Information



Mary Baldwin
Secretary, Sports Information



J. J. Bush
Head Trainer



Frank Costello
Strength and Conditioning



Alex Isherwood
Marketing and Promotions



Jack Jackson
Assistant Facilities



Ron Fulton
Equipment Manager

Athletic Department

STAFF

Mailing Address: Box 295
College Park, Maryland
20740-0295

Telephone: AREA CODE (301)

ADMINISTRATION

	OFFICE	HOME
Athletic Director—Richard "Dick" Dull	454-4705	Unlisted
Associate AD—Randy Hoffman	454-4705	Unlisted
Associate AD—Frank Gray	454-2641	262-4590
Associate AD—Robert Stumpff	454-6562	725-1533
Assistant AD—Jack Zane	864-4076	322-3265
Assistant AD—Gothard Lane	454-5854	535-0852
Assistant to AD—Deborah Russell	454-8691	262-3310
Act. Marketing Dir.—Alex Isherwood	454-4687	
Asst. Dir. Operations—Jack Jackson	454-3332	725-4832
Faculty Chairman—Dr. Charles A. Taff	454-5710	277-3460
Business Manager—Jeff Hathaway	454-6549	
Ticket Manager—Eloise Tilley	454-2121	766-3010
Academic Coordinator—Jim Dietsch	454-2485	498-5474
Academic Coordinator—Jim Wright	454-7421	345-4271
Academic Coordinator—Larry Roper	454-2126	
Ed. Foundation—Col. Tom Fields	454-4562	277-5594
M Club—Al Heagy	454-5158	345-3957
Director of Golf—William "Spider" Fry	454-2131	434-3784
Band Director—L. Richmond Sparks	454-6803	
Strength Conditioning—Frank Costello	454-6685	445-1786

COACHES — MEN

Baseball—Jack Jackson	454-4041	725-4832
Basketball—Charles G. Driesell	454-2126	Unlisted
Cross Country—Charles Torpey	454-4816	
Football—Bobby Ross	454-2125	422-4785
Golf—Fred Funk	454-2131	935-6494
Lacrosse—Dick Edell	454-4328	442-5585
Soccer—Joe Grimaldi	454-6907	946-8867
Swimming—Charles Hoffman	454-2756	431-1170
Tennis—Robert Goeltz	454-4136	977-7813
Track—Stan Pitts	454-4816 (717)	794-2918
Wrestling—John McHugh	454-2652	530-1553

COACHES — WOMEN

Basketball—Chris Weller	454-5939	Unlisted
Cross Country—Charles Torpey	454-4816	
Field Hockey—Sue Tyler	454-5970	794-9491
Gymnastics—Bob Nelligan	454-7422	937-9253
Lacrosse—Sue Tyler	454-5970	794-9491
Swimming—Charles Hoffman	454-2756	431-1170
Tennis—Robert Goeltz	454-4136	977-7813
Track—Stan Pitts	454-4816 (717)	794-2918
Volleyball—Barbara Drum	454-3090	345-8710

STAFF

Trainer—John J. Bush	454-4819	699-0039
Assistant Trainers—Jim Weir	454-4819	431-6991
—Sandy Worth	454-7418	345-4821
—Frank Grimaldi	454-4819	577-1054
Equipment Managers—Ron Fulton	454-2127	
—Lee Kloskey	454-2127	
—Todd Goodman	454-4817	
—Vinny Mayolo	454-4676	
Stadium Grounds—Lindy Kehoe	454-2822	
—"Bunk" Carter	454-2825	

SPORTS INFORMATION OFFICE

Director—Jack Zane	864-4076	322-3265
Assistant—Joe Blair	454-2123	589-6883
Assistant—Steve Rear	454-2123	681-8143
Secretary—Mary Baldwin	454-2123	

Terps' Radio Network



JOHNNY HOLLIDAY
(Voice of the Terrapins)

For the sixth consecutive season, the affable and very busy Johnny Holliday will call the play-by-play for the defending ACC champion Maryland Terrapins. He has handled the play calling of Maryland football the past six years also, all on radio 63 AM, WMAL. This is Johnny's 28th year as an announcer for both radio

and television, his 23rd as a sportscaster.

The popular and talented Holliday's career was highlighted this year as the ABC Radio Network chose him to do the Olympic reports for ABC. He traveled to Innsbruck to broadcast the Winter Olympics, then spent 3 weeks in Los Angeles doing the Summer portion of the Olympics for ABC Network and WMAL. For many years, he has been called upon by the network to call many major events including the Masters and U.S. Open Golf championships; title boxing matches; major league baseball, playoff games and the World Series; NFL and NBA reports and a lot more for the network and WMAL.

Johnny did the play-by-play for the Washington Federals on WMAL their two years of existence. He hosts the Stadium show from RFK before every Redskin game. He also will and has hosted the Bobby Ross and Lefty Driesell radio and television shows.

He does the morning sports broadcasts for WMAL then does the afternoon ABC Information Radio Network shows.

During his "spare" time, he roams the country doing television commercials for numerous companies and products. His facial and vocal presentations have become "infamous" with the Datsun commercial.

And Holliday "finds" time for charitable work. His Radio Oneders basketball and softball teams have raised over a million dollars the past 24 years. The basketball team features a number of the Redskins. He also emceeds many banquets and charitable events, free of charge.

WMAL 630 AM Terps' Radio Network Washington, D.C.

Baltimore	WBAL	1090	AM
Cambridge	WCEM	1240	AM
Chestertown	WCTR	1530	AM
Cumberland	WTBO	1450	AM
Frederick	WFMD	930	AM
Hagerstown	WARK	1490	AM
Havre de Grace	WASA	1330	AM
	WHDG	103.7	FM
Lexington Park	WPTX	920	AM
Ocean City	WETT	1590	AM
Pocomoke City	WDMV	540	AM
Salisbury	WSBY	960	AM
Westminster	WTTR	1470	AM

PENNSYLVANIA

Chambersburg	WCBG	1590	AM
--------------------	------	------	----

Accommodations for Media

CENTER OF ADULT EDUCATION
University of Maryland
(301) 779-5100

HOLIDAY INN
10000 Baltimore Blvd.
(301) 345-6700

HOLIDAY INN
9137 Baltimore Blvd.
(301) 345-5000

MARYLAND INN
Best Western
8601 Baltimore Blvd.
(301) 474-2800

QUALITY INN
7200 Baltimore Blvd.
(301) 864-5820

ROYAL PINES
Best Western
9133 Baltimore Blvd.
(301) 345-4900

HAMPSHIRE MOTOR INN
7411 New Hampshire Ave.
(301) 439-3000

RAMADA INN
195 North
4050 Powder Mill Rd.
(301) 572-7100

RAMADA INN
5910 Princess Garden Pkwy.
(800) 238-5800

SHERATON-NORTHEAST
8500 Annapolis Rd.
(301) 459-6700

HOWARD JOHNSON'S
Balt. - Wash. Pkwy.
(301) 779-7700

SHERATON-NORTHWEST
8727 Colesville Rd.
(301) 589-5200

MARRIOTT HOTEL
I-495 & I-270
(301) 897-9400

LOCAL TRANSPORTATION

TAXI—Blue Bird—Yellow
864-7700

AIRPORTS

BALTIMORE-WASHINGTON
INTERNATIONAL—
NATIONAL—DULLES
Taxi Fares Approximate to
College Park
NATIONAL AIRPORT—\$14.00
\$1.00 each additional person
(BW1)—\$21.00-\$22.00
\$1.00 each additional person
DULLES AIRPORT—
\$28.00-\$30.00
\$1.00 each additional person

Cole Field House

Home of the Maryland Terrapins Host of National and International Sporting Competition

Location, facilities, and a large sports oriented population makes Cole Field House and the University of Maryland a prime site for national and international sporting competition. Each year the fans of the Washington-Baltimore area are treated to sporting events ranging from the CYO-M Club Track Meet, featuring many world class stars, to gymnastics, and from basketball to ping pong.

In addition to being the home of Maryland Terrapin Basketball, Cole Field House has been the site of many other basketball games featuring teams from around the United States and from around the world. Twice, Cole Field House has been the site of the NCAA Basketball Finals. In 1966, Texas Western upset heavily favored Kentucky 72-65 in one of the most exciting games ever played in the NCAA finals. Four years later, in 1970, Cole Field House was again the site of the championship game. UCLA, trying to win its sixth national title in seven years, and its fourth in a row, defeated Jacksonville, 80-69.

The 1977 Eastern Regionals marked the sixth time that that event had been hosted by the University of Maryland. The field included Kentucky, North Carolina, Notre Dame and Virginia Military (VMI). Prior to that year, in an earlier Regional Contest held in Cole, North Carolina, using a 20-foot jump shot by Charlie Scott with two seconds on the clock defeated Davidson College, 87-85. Other victorious teams were Wake Forest in 1962 when the Deacons topped Villanova 76-69, Duke the following year, led by Tournament MVP Jeff Mullen, defeated St. Joseph's 73-59, Princeton in 1965 topped Providence 109-69 behind a 41 point effort by Bill Bradley, and in 1967 North Carolina defeated Boston College 96-80.

International basketball squads also have visited Cole Field House. Teams from the Soviet Union, Iceland, Israel, Chile, Italy, Yugoslavia and Poland have all played here. Women's basketball has also seen international competition in Cole. In 1976 teams representing Taiwan and the People's Republic of China played on the Maryland campus. Other Competition Held in Cole:

Gymnastics — Olga Korbut, Nellie Kim, Ludmilla Tourischeva and other members of the Soviet National Team have performed in Cole before packed houses.

Wrestling — Maryland has three times been the host for the NCAA Wrestling Championships, in 1960, 1972 and 1978.

Track — For many years Cole was the site of the CYO-M Club Invitational, one of the top indoor meets of the season featuring national and international stars.

Ping Pong — In April of 1972 the floor of Cole Field House was used for a ping pong match between a team from the United States and a team from the Peoples Republic of China. The match was the first sporting event held in the United States between the two nations.

Volleyball — In September of 1975 the National Volleyball team from the Soviet Union visited Cole Field House and met the United States National Team.

Terrapin Olympians

The ultimate individual reward in the world of intercollegiate athletics is to be named an All-American and to hopefully go on to represent the United States in international competition.

Three Terrapin basketball players have earned such berths on the prestigious United States Olympic Team, with all three being selected in the past three Olympic years.

Tom McMillen, who ranks as the number three career scorer in Maryland history, became the first Terp to represent his country. The three time All-American center for Coach Driesell, helped the 1972 U.S. Team, coached by Henry Iba, earn a Silver Medal.

A Rhodes Scholar and eight year veteran of the N.B.A., he is currently playing for the Washington Bullets.

Steve Sheppard, known to Maryland fans as "Bear," was selected to the 1976 Olympic team. An integral force in leading the Terps to three national rankings, he also provided that same force in helping the U.S. team, coached by Dean Smith, in its triumph of the Gold Medal in the '76 Games in Montreal.

Buck Williams, Maryland's tenacious power forward for three seasons was the last Terp honored, when he was chosen for the 1980 Olympic team. The team went on to a 4-2 record against various NBA All-Star teams and also defeated the Gold Medal winning 1976 team.

This first-round draft pick of the New Jersey Nets, third over-all, is Maryland's second all-time leading rebounder and is reckoned with in the N.B.A., after being named Rookie of the Year in 1981-82.

PRINCE GEORGE'S
THE **Journal** *The Washington*
Prince George's County's daily newspaper

the **diamondback** *The*

The Evening Sun

 **Black Explosion**

MORNING HERALD

Daily Mail **PRINCE**

 **The News**

HERALD MAIL

THE TERPS PRESS COVERAGE

University of Maryland athletes and its program receives the best press coverage in the nation. The Terrapins are in a unique situation located just eight miles from the heart of the nation's capital and 30 miles from the major metropolitan area of Baltimore.

The Terps get daily "beat" coverage from the Washington Post, the Washington Times, and USA Today in our nation's capital. In Baltimore, the daily attention comes from the Baltimore News-American and the Baltimore Morning and Evening Sun.

In addition, there are 10 other daily papers publishing around the state and some of the finest weekly papers in the country. Thus, the Terrapins have 16 daily papers covering their athletic activities. The Washington Post has a daily circulation of over 800,000 and 1.1 million with the Sunday edition. USA Today has over a million daily circulation and

Post  The Capital

WBALTV
BALTIMORE

Washington Times

9 Frederick Post

WDVM TV
WASHINGTON DC

THE  SUN

MONTGOMERY

USA TODAY Journal 5 The

USA
TODAY

Montgomery County's daily newspaper

WTTG
METROMEDIA

GEORGES PRESS

American 

WMAR-TV BALTIMORE

WMUC The Sentinel


AM 65
FM 88

the Baltimore Morning Sun has a daily circulation of over 200,000 and over 400,000 on Sunday. In all, of the 16 daily newspapers that give the Terrapins blanket coverage, some 4 million or more readers will follow the Terrapin athletic teams.

Along with the print coverage, the Terps get game coverage from the seven television stations in the two cities: WRC, WTTG, WJLA, and WDVM in Washington and WMAR, WBAL, and WJZ in Baltimore along with their radio affiliates as well as numerous other radio stations in DC and around the state. They do frequent individual interviews with the coaches and athletes.

Both wire services staff the Terrapin games with Regional Sports Editors Gordon Beard of the Baltimore Bureau of the Associated Press and Don Cronin of the Washington Bureau of United Press International.

With Washington, DC, the News Capital of the World, every major publication and news outlet has a staff in Washington giving Maryland national coverage of all major athletic events.



Maryland wins ACC Tourney

Terps hold off
Wake Forest in
semis, 66-64

Terrapins spill
Wolfpack, 69-63

¶ ... I was going to screw the trophy on the hood of my car and drive around North Carolina for a week, but I'm too old. I'm going home and go to sleep... ¶

—Triumphant Lefty Driesell

CHAMPS

Driesell, Terps finally catch one that doesn't get away

LEN BIAS PROVED HIS POINT

Maryland wins ACC tourney opener


Determined Terps rally to topple Duke 74-62


Driesell enjoys ACC's pinnacle

Maryland's long-awaited ACC title was secured with surprising ease

Driesell's New Dream:

National Championship





Cole Field House
Home of the Terrapins



COLLEGE STADIUM

WALK
TO
THE
STADIUM
FROM
THE
BUS
STOP

Lefty's Pro Picks

1971

BARRY YATES
8th Round
Philadelphia 76'ers

1973

BOB BODELL
10th Round
Seattle SuperSonics

JIM O'BRIEN

3rd Round
Portland Trailblazers
New York Nets

HOWARD WHITE

14th Round
Washington Bullets

1974

TOM McMILLEN*

1st Round - 9th Pick
Buffalo Braves
Atlanta Hawks
Washington Bullets

LEN ELMORE*

1st Round - 13th Pick
Washington Bullets
Milwaukee Bucks
New Jersey Nets
New York Knicks

Retired this fall to enter Harvard Law School.

1975

OWEN BROWN
9th Round
Phoenix Suns

MO HOWARD

2nd Round
Cleveland Cavaliers

TOM ROY

2rd Round
Portland Trailblazers

1976

JOHN LUCAS*

1st Round - 1st Pick
Houston Rockets
Golden State Warriors
Washington Bullets
San Antonio Spurs
Houston Rockets

1977

BRAD DAVIS*

1st Round - 15th Pick
Los Angeles Lakers
Dallas Mavericks

STEVE SHEPPARD

2nd Round
Chicago Bulls

1978

LAWRENCE BOSTON
4th Round
Washington Bullets

1979

LARRY GIBSON
3rd Round
Milwaukee Bucks
Italy

1981

BUCK WILLIAMS*
1st Round - 3rd Pick
New Jersey Nets

ALBERT KING*

1st Round 10th Pick
New Jersey Nets

ERNEST GRAHAM

3rd Round
Philadelphia 76ers

GREG MANNING

7th Round
Denver Nuggets

1982

CHARLES PITTMAN*

3rd Round
Phoenix Suns

1984

BEN COLEMAN


2nd Round
Chicago Bulls

HERMAN VEAL

6th Round
Phoenix Suns

MARK FOTHERGILL

8th Round
Phoenix Suns



* Playing on 1984-85 NBA team

LEFTY'S ALL-AMERICANS

FRED HETZEL — Davidson — 1964-65

2032 Career Points
1094 Career Rebounds

DICK SNYDER — Davidson — 1966

1693 Career Points

MIKE MALOY — Davidson — 1969

1191 Career Points
768 Career Rebounds

TOM McMILLEN — Maryland — 1971-72-73

1807 Career Points
859 Career Rebounds

LEN ELMORE — Maryland — 1973-74

1017 Career Points
1053 Career Rebounds (ALL-TIME RECORD)

JOHN LUCAS — Maryland — 1975-76

2015 Career Points
514 Career Assists (ALL-TIME RECORD)

ALBERT KING — Maryland — 1980-81

2058 Career Points (ALL-TIME RECORD)
715 Career Rebounds

COACH DRIESELL'S ALL-TIME COLLEGE COACHING STATISTICS

YEAR	Shooting						Rebounds		Scoring		W	L
	FGA	FGM	PCT	FTA	FTM	PCT	MD	OPP	MD	OPP		
1960-61	1,321	571	.432	596	407	.683	41.6	38.9	67.4	69.8	9	14
1961-62	1,411	617	.437	679	493	.726	42.7	39.4	69.1	69.8	14	11
1962-63	1,632	792	.485	641	477	.744	42.8	33.9	76.3	65.8	20	7
1963-64	1,644	894	.543	722	534	.739	45.2	34.3	89.3	70.5	22	4
1964-65	1,784	908	.509	672	484	.720	47.3	38.4	88.5	70.9	24	2
1965-66	1,713	877	.512	739	563	.762	43.2	37.4	82.8	70.8	21	7
1966-67	1,645	760	.466	709	537	.757	43.0	40.1	76.6	71.1	15	12
1967-68	1,791	885	.494	795	562	.708	46.6	37.6	80.5	68.9	24	5
1968-69	2,105	984	.467	886	645	.728	51.0	39.2	87.1	73.6	27	3
1969-70	1,709	781	.457	586	417	.712	42.5	41.6	76.1	74.7	13	13
1970-71	1,650	735	.445	715	480	.715	44.4	40.3	75.0	73.4	14	12
1971-72	1,877	929	.495	786	586	.746	43.4	32.5	76.4	65.8	27	5
1972-73	2,094	1,089	.520	606	435	.718	45.4	34.8	87.1	74.2	23	7
1973-74	1,983	1,012	.510	504	376	.746	48.9	38.1	85.7	69.0	23	5
1974-75	1,918	1,049	.547	672	509	.757	43.5	34.5	89.9	74.6	24	5
1975-76	1,854	996	.537	629	477	.758	10.2	36.6	88.2	74.3	22	6
1976-77	1,645	850	.516	566	415	.733	38.8	36.2	78.3	74.1	19	8
1977-78	1,829	935	.509	599	433	.722	42.4	37.7	82.1	79.5	15	13
1978-79	1,897	954	.503	600	430	.717	38.5	34.5	77.9	74.7	19	11
1979-80	1,789	985	.551	706	511	.724	35.1	32.3	80.0	71.8	24	7
1980-81	1,774	943	.532	649	467	.720	35.3	30.8	75.9	69.8	21	10
1981-82	1,359	651	.479	634	476	.751	30.2	27.7	61.3	58.8	16	13
1982-83	1,672	820	.490	724	496	.685	36.6	34.1	74.1	71.4	20	10
1983-84	1,745	941	.539	702	509	.725	33.7	33.1	74.7	67.2	24	8

TERRAPIN NOTES

LEFTY SETS WINNING WAYS EARLY

Maryland has had only five basketball coaches in 60 years of competition and it took Driesell less than 13 years to establish himself as the winningest coach in Maryland history. H. Burton Shipley won 243 games in 24 years while Bud Millikan had 242 victories in 17 years. Flucie Stewart coached three years and Frank Fellows, two. At the close of his 13th year as Terrapin coach, Lefty had 260 wins. Now after 15 years, he has 304.

NATIONAL RANKINGS

In 24 years of coaching, Driesell has guided 14 teams to Top 20 national rankings. On 9 of these years, they have been in the Top 10.

FIELD GOAL % RECORDS

The 1983-84 Terrapins ranked 5th best in field goal %, hitting. Other top finishes in the nation for shooting accuracy were 2nd in 1974, (.510%), and 2nd in 1980, (.551%). They led the nation in 1976 with a .537% and set a new NCAA record in 1975 as they shot .547%.



IT'S NICE TO PLAY AT HOME

During his 15 years coaching in Cole Field House, Lefty's record shows a big advantage playing at home. The Terps have played 210 games and won 188 while losing only 38. This is a .832% winning mark.

"SWEET 16"

When Maryland advanced to the second round of the Mideast Regional last season to play Illinois, in Rupp Arena, it was the second time Lefty's teams had gone to the Sweet 16. They advanced there in 1980 to play Georgetown in the Spectrum.

13 POST SEASON TEAMS THIS YEAR — FOR SURE

This year's schedule highlights 13 teams that played in the NCAA and NIT tournaments. Terp opponents this year from the NCAA field include Duke, North Carolina, Virginia, Wake Forest, Alabama, Dayton, Nevada Las Vegas and West Virginia. The other NCAA entrant is Kansas, the Terps opener in the Great Alaskan Shootout over the Thanksgiving holidays. In the NIT were Georgia Tech, North Carolina State, Notre Dame, and Ohio State. Additional possibilities from the NCAA post season play are Alabama-Birmingham and Illinois in the Great Alaskan Shootout and Arkansas in the Rainbow Classic. From last year's NIT participants, Oregon and Tennessee are in the Alaskan Shootout and Iowa State in the Rainbow Classic.

NO TOBACCO ROW TEAM FOR TITLE THIS TIME

When the Terps won the ACC Championship with the 74-62 win over Duke, it marked only the fourth time that a school from outside the state of North Carolina had won the title. However, it was the third time that it was captured within the confines of the state. Maryland had also won the title (the only one until last year) in Raleigh, NC in 1958 and South Carolina won it in Greensboro in 1971. Virginia won the championship in 1976 in Landover, MD, the first time in the history of the ACC that the Championship game had been moved outside the state of North Carolina. It left Tobacco Row for the second time when it was played two years ago in Atlanta, GA.

ALL-TIME TERP CAREER SUCCESS

Albert King became Maryland's all-time leading scorer in 1981 with 2,058 points, passing John Lucas's 2,015. All of the top career scorers at Maryland are Driesell coached except Washington Bullet Coach Gene Shue, 1951-54 (1,397), 7th, and Bob Kessler, 1953-56 (1,256), 10th.

TERP PLAYERS PLAY RANKED

With pride, Driesell can impress a young recruit that every high school player he has recruited for the Terps since his coming to Maryland in 1969, has played on at least one nationally ranked team during their four year career. Also, in his nine years at Davidson, each player he recruited there, played on a Top 10 team.

THE BIG 3 OF ACC TOURNAMENTS

The Terps are only one of three teams in the ACC that have won over 10 ACC Tournament games in the past 10 years. Maryland has won 14 since 1973 while North Carolina has won 17 and Virginia, 10.

OVERTIME(S)

The Terps were involved in three overtime games during the 1983-84 season — or rather overtime(s). They played back-to-back double overtime games against Georgia Tech, 2/4 and Wake Forest, 2/8, both away and lost both. Then a triple overtime at Clemson 10 days later, 2/18, and a 67-66 win. It was the Terps' first triple overtime game since the 1978-79, 3-OT, 67-65 win over Rhode Island in the 1st round of the NIT. The only other in Lefty's 15 years at College Park was the 1977-78 season with the 3-OT victory over NC State in the 1st round of the ACC Tournament.

LEFTY WAS A GOOD GUY

Now hear this: Lefty was not whistled for a technical foul during the entire 1983-84 season. Clemson's Bill Foster, Duke's Mike Krzyzewski and Virginia's Terry Holland tied for technical fouls among the ACC coaches last year, each having 3 in the regular season. North Carolina's Dean Smith and Wake Forest's Carl Tacy had two each. Georgia Tech's Bobby Cremins had one.

TERPS AND CAVALIERS LOOK FORWARD TO IT

Maryland and Virginia have closed out the ACC regular season play the past 8 years, from the 1975-76 season, alternating home-away games. They'll do it again this year in Charlottesville, March 3.

"BIG COLE" BRINGS IN THE FANS

Nearly 2.5 million fans have come to Cole Field House to watch the Terps since Driesell took over 15 years ago. For the past 13 years Maryland has led the ACC in total attendance, over 200,000 fans per season and over 13,000 per game. The year before Driesell came to Maryland the Terps drew 66,500 for 10 games, an average of 6,650 per game.

49 A HALF

The 49 points scored by the Terps in the second half against Virginia in the final game of last season were the most scored by the Terps in a half in the regular season. Against the Terps, Duke and Wake Forest scored 49, Duke in the first half and Wake in the second half, both at Cole.



In the ACC championship game against Duke, they scored 47 points in the second half, 20 more than in the first half.

WINNING WAYS OUTSIDE ACC

Against non-conference opponents, Driesell has an amazing 178-31 win record in his 15 years for a .852 winning percent.

DRIESSELL TWICE COACH OF THE YEAR

Driesell has twice been named ACC Coach of the Year. The first time came in 1975 when he led Maryland to a 24-5 record and a 5th place in the national rankings, along with the 1st place ACC finish. The second time came in 1980 when the Terrapins were ranked nationally in both AP and UPI polls with a 24-7 record.

7 ACTIVE IN THE NBA — 3 DRAFTED

Seven of Driesell's Terrapin players are now playing in the NBA: John Lucas, San Antonio; Brad Davis, Dallas; Buck Williams and Albert King, New Jersey Nets; Charles Pittman, Phoenix; Len Elmore, New York; and Tom McMillen, Washington. Elmore just retired to enter Harvard Law School.

Drafted this summer from last year's team were center Ben Coleman, 2nd round by the Chicago Bulls and Herman Veal, 6th round and Mark Fothergill, 8th round, both by Phoenix.

To The News Media

We hope the 1984-85 edition of Maryland Basketball will be helpful as you cover the Terrapins this winter. With this book goes an invitation to visit us as often as possible. Our offices are located in Cole Field House, room 1145.

Should you desire additional information, feature materials or photographs please address your requests to the Sports Information Office.

PLAYER INTERVIEWS: Contact the Sports Information Office for player interviews at least a day in advance and we will make every attempt to accommodate your request. All interview requests will be passed along to the Basketball office to assure the player keeping the appointment once it is scheduled.

Interview requests for Coach Driesell and his staff should be handled the same way.

HOME GAMES: A working press room is located one flight up from the rear entrance of Cole Field House. Electrical outlets are available there along with telephones. The sports information office will have two telecopiers but if you have a deadline to meet we would suggest you bring a telecopier along. We will send your copy at no charge on our machines based on deadline requirements. There may be a problem on a late TV game.

GAME SERVICES: Pre-game notes and updated statistics will be available prior to the games. A running play-by-play and full statistical summary sheets are distributed at halftime and after the game. Coaches' quotes are made available following all conference games.

PRESS ROW: Working press will be seated on the floor level of Cole Field House on the West side.

UPPER PRESS: The Radio announcers and TV along with film cameras are located in the West press box, one flight up from the promenade level.

PHOTOGRAPHERS: All photographers on assignment working on the floor will pick up an arm band prior to the game and must display it at all times. Photographers are not allowed in the bench area.

POST GAME INTERVIEWS: Maryland will follow the ACC interview policy with the winning locker room open 10 minutes after the game to all press for 20 minutes. The locker room will then be cleared and the losing team locker room will open. The winning coach will meet the press outside the locker room 10 minutes after the game with the losing coach following same procedure when his locker room opens.

PRESS PARKING: Press parking is available on the North Side of Cole Field House on the promenade of Byrd Stadium.

WEEKLY PRESS LUNCHEONS: Every attempt will be made to hold a weekly luncheon in Cole Field House with Coach Driesell. Due to the schedule and travel plans the day of the week will vary and a schedule will be sent out in advance. They will be scheduled to provide you the most assistance in your coverage of the Maryland Basketball program.

STAFF TELEPHONE NUMBERS:

JACK ZANE (Maryland '60)
Assistant Athletic Director
Sports Information Director
Office: (301) 454-2123
(301) 864-4076
Home: (301) 322-3265

JOE F. BLAIR (Missouri '50)
Assistant Sports Information Director
Home: (301) 589-6883

STEVE REAR
Assistant Sports Information
Home: (301) 439-7432

MARY BALDWIN
Secretary

BASKETBALL OFFICE TELEPHONE:

(301) 454-2126



OFFICIAL NCAA BASKETBALL BOX SCORE

March 9, 1984, Greensboro Coliseum, NC
ACC—1st Round—FINAL BOX
N.C. STATE

VISITORS (Last Name, First)		No.	FG	FGA	FT	FTA	REB	PF	TP	MIN	A	TO	BLK	S	
43	Charles, Lorenzo	f	3	6	3	5	8	2	9	35	0	2	1	1	
32	Pierre, Russell	f	4	7	1	2	9	4	9	34	2	3	0	0	
45	McQueen, Cozell	c	6	12	6	11	9	2	18	39	3	0	1	0	
22	Webb, Anthony	g	4	16	0	0	2	4	8	31	5	1	0	0	
31	Nyers, Ernie	g	3	8	1	2	4	4	7	29	2	2	0	2	
24	Gannon, Terry	g	4	7	0	0	1	0	8	13	1	0	0	0	
23	Bolton, Bennie	g	0	0	0	0	0	1	0	2	1	0	0	0	
34	Butts, Rodney	g	0	0	0	0	0	0	1	0	0	0	0	0	
12	McClain, George	g	0	0	0	0	0	2	0	0	0	0	0	0	
30	Thompson, Harold	g	2	4	0	0	3	1	4	13	0	0	0	2	
42	Warren, Mike	g	0	0	0	0	0	0	1	0	0	0	0	0	
Team Rebounds (included in Totals)						3									
TOTALS			26	60	11	20	39	20	63	200	14	8	2	5	
FG %: 1st Half 12-28—42.9%		2nd Half 14-32—43.9%		Game 43.3%		Deadball									
FT %: 1st Half 7-14—50.0%		2nd Half 4-6—66.7%		Game 55.0%		Rebounds 3									

HOME		No.	FG	FGA	FT	FTA	REB	PF	TP	MIN	A	TO	BLK	S	
34	Bias, Len	f	7	13	1	1	7	2	15	40	4	1	0	0	
42	Veal, Herman	f	2	7	0	0	10	3	4	32	2	1	1	2	
54	Coleman, Ben	c	8	12	2	3	8	2	18	39	3	1	1	0	
10	Adkins, Jeff	g	2	5	1	2	2	1	5	22	2	0	1	0	
24	Branch, Adrian	g	4	9	4	5	1	4	12	29	4	0	1	0	
3	Gatlin, Keith	g	3	8	7	9	2	3	13	33	5	3	0	0	
22	Fothergill, Mark	g	1	1	0	0	0	1	2	2	0	0	0	0	
32	Long, Terry	g	0	0	0	0	2	1	0	3	0	0	0	0	
Team Rebounds (included in Totals)						3									
TOTALS			27	55	15	20	35	17	69	200	20	6	4	2	
FG %: 1st Half 16-30—53.3%		2nd Half 11-25—44.0%		Game 49.1%		Deadball									
FT %: 1st Half 2/2—100.0%		2nd Half 13/18—72.0%		Game 75.0%		Rebounds 1									
OFFICIALS: Lenny Wirtz, Tom Fraim, John Cloughery															
Technical Fouls: None															
Attendance: 16,662															
SCORE BY PERIODS			1st H.	2nd H.	OT	OT	FINAL								
N.C. STATE			31	32			63								
MARYLAND			34	35			69								



March 10, 1984, Greensboro Coliseum, NC
ACC—Semi-Finals—FINAL BOX
WAKE FOREST

VISITORS (Last Name, First)		No.	FG	FGA	FT	FTA	REB	PF	TP	MIN	A	TO	BLK	S	
21	Green, Kenny	f	7	17	0	0	7	3	14	38	0	0	1	1	
3	Toms, Johns	f	1	3	0	0	3	3	2	22	1	0	0	0	
55	Teachey, Anthony	c	6	13	4	4	11	3	16	38	2	1	0	1	
15	Rudd, Delaney	g	10	17	0	0	2	4	20	35	6	2	0	4	
20	Young, Danny	g	3	13	0	0	2	5	6	36	9	5	0	2	
14	Bogues, Tyrone	g	0	1	0	0	0	0	0	5	0	0	0	0	
22	Kepley, Chuck	g	0	1	0	0	0	0	0	3	0	1	0	0	
34	Garber, Lee	g	3	5	0	0	7	2	6	21	2	2	0	0	
53	Wessel, Craig	g	0	0	0	0	0	0	2	0	0	0	0	0	
Team Rebounds (included in Totals)						1									
TOTALS			30	70	4	4	33	20	64	200	20	12	1	8	
FG %: 1st Half 10-34—29.4%		2nd Half 20-36—55.6%		Game 42.9%		Deadball									
FT %: 1st Half 0-0—0.0%		2nd Half 4-4—100.0%		Game 100.0%		Rebounds 0									

HOME		No.	FG	FGA	FT	FTA	REB	PF	TP	MIN	A	TO	BLK	S	
34	Bias, Len	f	7	13	1	3	7	0	15	36	3	3	0	1	
42	Veal, Herman	f	3	4	0	0	7	3	6	26	3	0	0	0	
54	Coleman, Ben	c	6	9	4	5	6	2	16	38	2	5	0	4	
10	Adkins, Jeff	g	2	4	2	4	3	0	6	23	5	2	0	1	
24	Branch, Adrian	g	7	11	2	3	5	3	16	32	1	5	2	1	
3	Gatlin, Keith	g	3	4	0	1	1	1	6	28	8	1	0	0	
22	Fothergill, Mark	g	0	1	0	0	1	1	0	6	0	1	0	0	
32	Long, Terry	g	0	0	1	2	2	1	1	11	0	1	0	1	
Team Rebounds (included in Totals)						1									
TOTALS			28	46	10	18	33	11	66	200	22	18	2	8	
FG %: 1st Half 15-23—65.2%		2nd Half 13-23—56.5%		Game 60.9%		Deadball									
FT %: 1st Half 3-4—75.0%		2nd Half 7-14—50.0%		Game 55.6%		Rebounds 0									
OFFICIALS: Lenny Wirtz, Tom Fraim, Jim Burch															
Technical Fouls: None															
Attendance: 16,662															
SCORE BY PERIODS			1st H.	2nd H.	OT	OT	FINAL								
WAKE FOREST			20	44			64								
MARYLAND			33	33			66								

OFFICIAL NCAA BASKETBALL BOX SCORE

March 11, 1984, Greensboro Coliseum, NC
ACC—FINALS—CHAMPIONSHIP GAME—FINAL BOX
DUKE

VISITORS (Last Name, First)													
No.	FG	FGA	FT	FTA	REB	PF	TP	MIN	A	TO	BLK	S	
32 Alarie, Mark	f	4	10	1	4	7	2	9	36	4	2	0	2
45 Meagher, Dan	f	5	9	2	2	5	3	12	34	2	3	0	1
21 Bilas, Jay	c	3	4	0	0	7	3	6	22	1	2	1	0
4 Amaker, Tommy	g	3	5	0	0	3	2	6	36	3	4	0	0
24 Dawkins, Johnny	g	11	23	0	0	4	3	22	37	3	7	0	3
11 McNeeley, Doug	g	0	0	0	0	1	0	8	0	0	0	0	0
12 Henderson, David	g	2	9	3	4	1	4	7	27	3	1	0	1
Team Rebounds (included in Totals)													
TOTALS	28	60	6	10	31	18	62	200	16	19	1	7	
FG %: 1st Half 14 27—51.9%	2nd Half 14 33—42.4%	Game 46.7% Deadball											
FT %: 1st Half 2 4—50.0%	2nd Half 4 6—66.7%	Game 60.0% Rebounds 2											

MARYLAND

HOME													
No.	FG	FGA	FT	FTA	REB	PF	TP	MIN	A	TO	BLK	S	
34 Bias, Len	f	12	17	2	2	4	1	26	39	0	6	0	0
42 Veal, Herman	f	2	4	1	3	4	1	5	33	2	2	0	1
54 Coleman, Ben	c	6	12	2	3	9	3	14	38	3	2	0	1
10 Adkins, Jeff	g	2	2	3	3	3	3	7	13	3	3	0	3
24 Branch, Adrian	g	4	13	4	6	3	4	12	26	4	3	0	2
3 Gatlin, Keith	g	2	4	4	4	3	0	8	30	10	1	0	3
22 Fothergill, Mark	g	0	0	0	0	0	0	1	0	0	0	0	0
32 Long, Terry	g	1	1	0	0	2	0	2	7	0	0	0	1
11 Driesell	g	0	0	0	0	0	0	1	0	0	0	0	0
12 Baxter, Jeff	g	0	0	0	0	0	0	0	1	0	0	0	0
13 Holbert, Pete	g	0	0	0	0	0	0	0	1	0	0	0	0
Team Rebounds (included in Totals)													
TOTALS	29	53	16	19	29	13	74	200	20	15	2	8	
FG %: 1st Half 12 27—44.4%	2nd Half 17 16—65.4%	Game 54.7% Deadball											
FT %: 1st Half 3 4—75.0%	2nd Half 13 15—86.7%	Game 84.2% Rebounds 1											

OFFICIALS: Hank Nichols, Lenny Wirtz, Joe Forte
Technical Fouls: None
Attendance: 16,662
SCORE BY PERIODS: 1st H. 2nd H. OT OT FINAL
DUKE: 30 62
MARYLAND: 27 47 74



*ACC Title
Celebration Ride*

